

# Strategy, Analytics and Research



PimaCommunityCollege



#### Completions: 2019-2023

The reporting period for this report is the 12-month time period beginning July 1 of the previous calendar year and ending June 30 of the current calendar year. For example for fiscal year 2023: period is July 1, 2022 and June 30, 2023. This report represents information on the awards that PCC students received during the most recently completed fiscal year, including certificates and degrees for credit programs, and certificates of completion awards from the Center for Training and Development. This report also includes five-year trend data on awards by program.

**Completers:** Each student is counted only once (unduplicated count), regardless of the numbers of awards they received.

**Completions:** Students may be counted more than once if they received more than one award (duplicated count).

Science, Technology, Engineering, and Mathematics (STEM) fields are identified by Curriculum & Articulation Services Department.

#### Degrees:

Associate Degrees (AA, AAA, AAS, AB, AFA, AGS, AS)

Post-Degree Certificate (CERA)

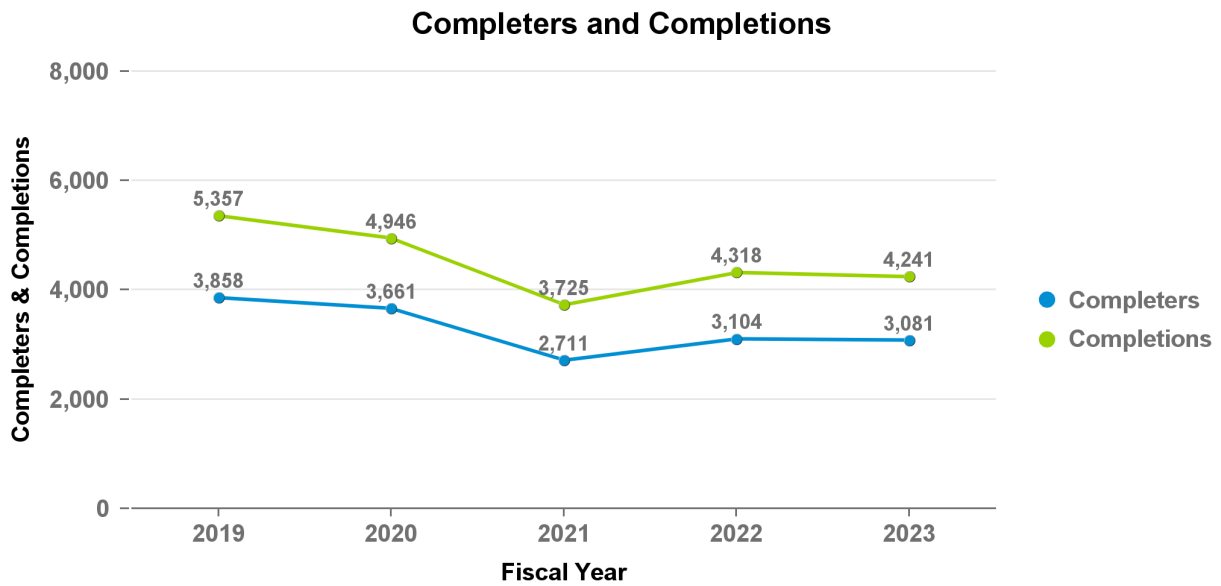
Certificates of Completion (CERT, AGECA, AGECEB, AGECS)

Center for Training and Development certificates (CTD)

### Completers and Completions Trend

Filters:

	2019	2020	2021	2022	2023
Completers	3,858	3,661	2,711	3,104	3,081
Completions	5,357	4,946	3,725	4,318	4,241



### Completers and Completions by Program

Filters:

Programs	Concentration Codes	2019	2020	2021	2022	2023
Accounting-AAS		37	22	21	17	16
Accounting Bookkeeping		5	13	18	23	24
Accounting-Cert		11	2	1	0	1
Accounting-Enrolled Agent-CERT		0	4	2	1	1
Admin Of Justice Studies-AA		48	38	2	0	0
Admin Of Justice Studies-AAS		11	7	5	0	0
Airframe Mechanics-CERT		14	33	51	47	64
Anthropology-AA	AANT	3	1	0	0	0
Anthropology-AA	AARC	1	1	0	0	0
Applied Arts-AAA		9	7	1	0	0
Archtectural Technician-Cert		1	11	8	8	6
Assoc of Sci (AGEC-S)	ASIG	0	1	1	0	0
Assoc of Sci (AGEC-S)	ENGR	25	22	11	11	3
Assoc of Sci (AGEC-S)		198	142	53	32	15
Automated IndustrialTechnology		0	0	1	2	8
Automated Indust Tech Level I		0	0	2	9	21
Automated Indust Tech Level II		0	0	1	8	9
Automotive Mechanics-Cert		28	13	27	22	29
Automotive Technology-AAS		15	6	6	7	20
Autonomous Vehicle Driver Ops		0	0	1	3	0
Aviation Technology-AAS	AVMA	10	1	0	0	0
Aviation Technology-AAS	AVMO	3	22	18	29	26

Programs	Concentration Codes	2019	2020	2021	2022	2023
Aviation Technology-AAS	AVMR	7	20	19	28	35
Aviation Technology-AAS	AVMS	1	0	0	0	0
Aviation Technology-AAS	AVMU	0	2	0	1	2
Aviation Technology, Adv-Cert	AVMF	24	0	0	0	0
Aviation Technology, Adv-Cert	AVMG	14	0	0	0	0
Aviation Technology, Adv-Cert	AVMP	9	0	0	0	0
Aviation Technology, Adv-Cert	AVMS	1	0	0	0	0
Avionics Technician-Cert		0	3	12	1	8
Beh Health Services -Cert		16	14	0	0	0
Biosciences LabTechnician-Cert		4	3	3	0	0
Biotechnology-Cert		2	0	0	0	0
Bldg Cons/Gen Resid Contr-Cert		2	0	0	0	0
Bldg Cons/Solar Installer-Cert		0	1	0	0	0
Building and Construction Tech		0	1	19	4	5
Building & Const Advanced-Cert	BCTE	1	1	0	0	0
Building & Const Advanced-Cert	BCTF	1	0	0	0	0
Building & Const Advanced-Cert	BCTH	7	5	1	0	0
Building & Const Basic-Cert		3	1	0	0	0
Building & Construction-AAS	BCTB	3	0	0	0	0
Building & Construction-AAS	BCTE	4	2	1	0	0
Building & Construction-AAS	BCTF	2	0	0	0	0
Building & Construction-AAS	BCTG	1	0	0	0	0
Building & Construction-AAS	BCTH	6	3	0	0	0
Building & Construction-AAS	BCTM	6	4	2	0	0
Business		0	2	14	25	35
Business-AAS	BUSK	3	1	1	2	2
Business-AAS	BUSL	0	1	0	0	0

<b>Programs</b>	<b>Concentration Codes</b>	<b>2019</b>	<b>2020</b>	<b>2021</b>	<b>2022</b>	<b>2023</b>
Business-AAS	BUSM	25	28	12	5	2
Business Admin (ABUS)-AB		117	102	119	137	152
Business, Advanced-Cert		5	2	1	0	7
Business (AGEC-B) Certificate		145	124	138	160	171
Business, Basic-Cert		9	2	4	17	20
Business&Industry Tec,Adv-Cert	BI2A	11	4	0	2	13
Business&Industry Tec,Adv-Cert	BI2B	8	8	0	1	1
Business&Industry Tec,Adv-Cert	BI2C	43	14	0	5	22
Business&Industry Tec,Adv-Cert	BI2D	7	4	0	0	2
Business&Industry Tec,Adv-Cert	BI3A	2	1	0	0	0
Business&Industry Tec,Adv-Cert	BI3B	6	6	0	0	1
Business&Industry Tec,Adv-Cert	BI3C	5	7	0	2	0
Business&Industry Tec,Adv-Cert	BI3D	3	0	0	0	2
Business&Industry Tec,Adv-Cert	BIPJ	9	2	0	0	4
Business&Industry Tec,Adv-Cert	BIPL	0	2	0	0	0
Business&Industry Tec,Adv-Cert	BITA	1	1	0	1	1
Business&Industry Tec,Adv-Cert	BIWD	2	0	0	0	0
Business&Industry Tec,Bsc-Cert	BIEA	7	0	0	0	0
Business&Industry Tec,Bsc-Cert	BIEB	16	0	0	0	0
Business&Industry Tec,Bsc-Cert	BIEI	2	0	0	0	0
Business&Industry Tec,Bsc-Cert	BIEJ	4	0	0	0	0
Business&Industry Tec,Bsc-Cert	BIEK	2	0	0	0	0
Business&Industry Tec,Bsc-Cert	BIEL	7	0	0	0	0
Business&Industry Tec,Bsc-Cert	BIEM	2	0	0	0	0
Business&Industry Tec,Bsc-Cert	BIEN	1	0	0	0	0
Business&Industry Tec,Bsc-Cert	BIEO	4	0	0	0	0
Business&Industry Tec,Bsc-Cert	BIEP	8	0	0	0	0

Programs	Concentration Codes	2019	2020	2021	2022	2023
Business&Industry Tec,Bsc-Cert	BIEQ	2	0	0	0	0
Business&Industry Tec,Bsc-Cert	BIER	2	0	0	0	0
Business&Industry Tec,Bsc-Cert	BIES	4	0	0	0	0
Business&Industry Tec,Bsc-Cert	BIET	2	0	0	0	0
Business&Industry Tec,Bsc-Cert	BIEU	8	0	0	0	0
Business&Industry Tec,Bsc-Cert	BIEV	4	0	0	0	0
Business&Industry Tec,Bsc-Cert	BIPE	42	13	0	0	10
Business&Industry Tec,Bsc-Cert	BIPI	24	18	0	21	35
Business&Industry Tec,Bsc-Cert	BIPK	159	107	0	103	108
Business&Industry Tec,Bsc-Cert	BIWA	3	2	0	0	0
Business&Industry Tec,Bsc-Cert	BIWB	4	1	0	0	0
Business&Industry Tec,Bsc-Cert	BIWC	3	1	0	0	0
Business&Industry Tec,Bsc-Cert	BIWR	12	0	0	0	0
Business & Industry Tech-AAS		7	1	0	0	0
Cabinetmaker-Cert		1	0	3	2	1
CAD Technician-Cert		3	19	10	12	16
Carpenter-Cert		0	0	8	3	0
Civil Engineer CADTech-Cert		0	10	0	1	5
Class A Vehicle Driver-Cert		38	41	15	34	62
ClassB Com Drive License -Cert		1	13	0	3	11
Clinical Research Coord-AAS		8	4	10	14	18
Clinical Research Professional		0	0	0	0	1
CNC Operator-Cert		13	8	6	9	7
Coaching-Cert		1	2	0	0	0
Comp Aided Drafting/Design-AAS	DFTA	8	8	7	10	9
Comp Aided Drafting/Design-AAS	DFTC	7	9	5	8	6
Comp Aided Drft/Desn Adv-Cert		6	2	0	0	0

Programs	Concentration Codes	2019	2020	2021	2022	2023
Comp Aided Drft/Desn Bsc-Cert		6	4	0	0	0
Computer Programmer/Analyst	CPMA	0	3	6	8	5
Computer Programmer/Analyst	CPMC	0	4	4	5	0
Computer Programmer/Analyst		0	0	1	3	10
Computer Systems Admin-AAS	CSNA	27	23	5	8	0
Computer Systems Admin-AAS	CSNY	26	33	6	2	0
Computer Systems Admin-AAS		1	4	31	32	38
Culinary Arts-AAS		11	18	15	14	0
Culinary Arts-Cert		6	8	1	2	5
Culinary Fundamentals-CERT		2	18	3	11	3
Cyber Security		0	0	2	10	26
Dental Assistant-Cert		16	0	42	22	22
Dental Hygiene-AAS		27	25	29	27	29
Dental Lab Technology-AAS		4	2	7	3	5
Digital and Film Arts-AAS		6	9	1	0	0
Digital Arts-AAS	DARD	9	9	11	22	15
Digital Arts-AAS	DARI	4	3	0	0	0
Digital Arts-AAS	DARM	1	0	0	0	0
Digital Arts-AAS	DARW	4	5	7	2	2
Digital Arts-Cert		1	0	0	0	0
Digital Film Animation-AAS		8	6	1	0	0
Digital Film Arts & Animation	DAAA	0	7	8	3	13
Digital Film Arts & Animation	DAAF	2	7	12	11	10
Digital Game & Simulation -AAS	DAGA	6	3	4	8	3
Digital Game & Simulation -AAS	DAGP	7	2	1	4	2
Early Childhood Asst Educ-CERT		1	2	2	0	10
Early Childhood Education-AA		6	2	1	0	0



Programs	Concentration Codes	2019	2020	2021	2022	2023
Early Childhood Studies - AAS		33	24	9	10	19
Early Child Studies Adv-Cert		13	9	0	0	0
ECS Child DevelopmentAssociate		0	1	0	5	2
Education-AA	EDUL	4	13	1	0	0
Education-AA		4	3	3	3	0
Electrical Utility Tech-Cert		7	3	1	0	0
Electrician-Cert		1	5	12	9	11
Elementary Certification-CERA		2	23	22	29	18
Emergency Medical Tech-Cert		199	113	187	114	183
EMT Paramedic-AAS		48	50	32	67	63
Energy Technology Level I		0	1	8	2	5
Energy Technology Level II		0	1	2	1	0
Engineering Genrl Studies-AGS	AGEH	1	0	0	0	0
Engineering Genrl Studies-AGS	AGEM	3	1	0	0	0
Fashion Design-Cert		3	6	7	5	1
Field Archaeology	ARCL	3	0	0	0	0
Field Archaeology	ARCM	2	0	0	0	0
Field Archaeology	ARCS	3	0	0	0	0
Field Archaeology		0	4	1	4	8
Fire & Emergency Srv Higher Ed		1	7	2	5	10
Fire Science-AAS	FSCV	1	0	0	0	0
Fire Science-AAS		8	2	0	0	0
Fire Science - Cert		47	24	27	54	44
Fitness Professional-Cert		15	10	7	18	10
Forensic/Crime Scene Tech-Cert		2	0	0	0	0
General Mechanics-Cert		36	40	58	82	10
General Studies-AGS		287	156	53	51	52

<b>Programs</b>	<b>Concentration Codes</b>	<b>2019</b>	<b>2020</b>	<b>2021</b>	<b>2022</b>	<b>2023</b>
Health Information Techn-Cert	OAHB	13	22	20	21	4
Health Information Techn-Cert	OAHM	1	1	0	0	0
Health Information Technology		15	25	17	30	30
Health & Wellness Coach Cert		3	10	6	3	5
Honors Program-Cert		9	5	6	6	5
Hospitality Leadership	HSPC	0	0	0	2	3
Hospitality Leadership	HSPH	0	0	0	0	2
Hospitality Leadership	HSPT	0	0	0	0	2
Hotel & Restaurant Mgmt-AA		10	7	0	0	0
Hotel & Restaurant Mgmt-Cert		10	4	4	1	3
Human Resources-Cert		24	25	27	31	58
HVAC-R Technician-CERT		1	7	16	11	4
Industrial Technology Level I		0	14	1	5	0
Integrated Circuit Layout-Cert		1	0	0	0	0
IT Support Specialist		0	0	3	10	40
IT Support Technician		0	0	14	38	83
Justice Professions	JUSD	0	0	0	2	2
Justice Professions	JUSE	25	13	10	7	13
Keyboard Operator-CTD		9	1	0	0	0
Kitchen Helper-CTD		3	0	0	0	0
Law Enforcement-AAS		2	3	0	0	0
Law Enforcement Academy-AAS		6	1	0	0	0
Law Enforcement Academy-CERT		125	59	9	2	3
Liberal Arts	ALAA	0	3	8	3	4
Liberal Arts	ALAB	0	0	0	3	4
Liberal Arts	ALAC	0	2	8	8	7
Liberal Arts	ALAD	2	10	18	35	25

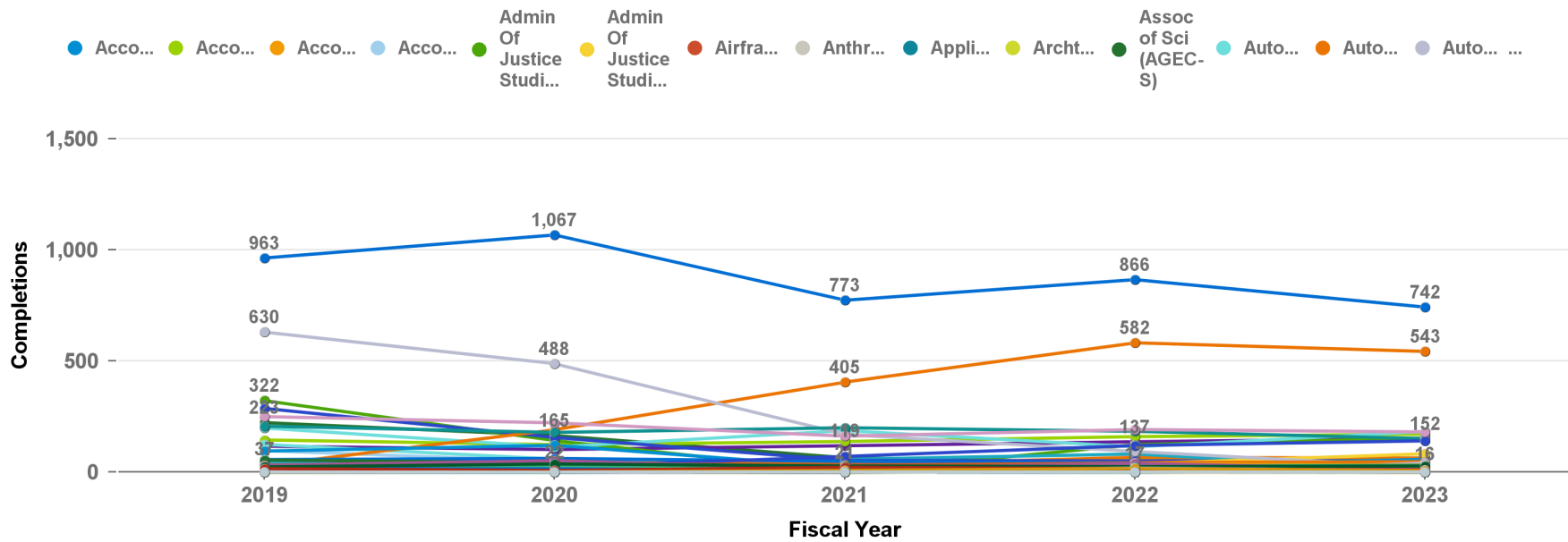
<b>Programs</b>	<b>Concentration Codes</b>	<b>2019</b>	<b>2020</b>	<b>2021</b>	<b>2022</b>	<b>2023</b>
Liberal Arts	ALAE	0	5	10	18	15
Liberal Arts	ALAF	0	1	5	5	5
Liberal Arts	ALAG	22	111	200	322	145
Liberal Arts	ALAH	0	4	6	12	11
Liberal Arts	ALAJ	1	11	44	68	47
Liberal Arts	ALAN	1	4	14	13	12
Liberal Arts	ALAO	0	0	10	7	3
Liberal Arts	ALAP	2	24	41	37	9
Liberal Arts	ALAR	0	0	9	8	3
Liberal Arts	ALAS	0	3	7	9	8
Liberal Arts	ALAT	2	5	4	7	3
Liberal Arts	ALAV	0	7	19	21	21
Liberal Arts	ASLI	0	1	2	5	0
Liberal Arts	EGTS	0	0	0	1	0
Liberal Arts		0	0	0	0	221
Liberal Arts(AGEC-A)-AA	ALAG	0	2	0	0	0
Liberal Arts(AGEC-A)-AA	ALAH	5	8	3	0	0
Liberal Arts(AGEC-A)-AA	ALAN	0	0	0	1	0
Liberal Arts(AGEC-A)-AA	ALAP	48	55	18	5	1
Liberal Arts(AGEC-A)-AA	ASLI	2	4	4	0	0
Liberal Arts(AGEC-A)-AA	EGTS	1	1	0	0	1
Liberal Arts(AGEC-A)-AA		574	418	145	87	22
LiberalArtsCertification-AGECA		963	1,067	773	866	742
Logistics & Sup Chain Mgmt-AAS		10	11	7	8	12
Log & Sup Chain Mgmt, Adv-Cert		0	1	0	0	0
Log & Sup Chain Mgmt, Bsc-Cert		2	14	6	8	6
Machine Tool Technology		0	3	6	9	2

<b>Programs</b>	<b>Concentration Codes</b>	<b>2019</b>	<b>2020</b>	<b>2021</b>	<b>2022</b>	<b>2023</b>
Machine Tool Technology-AAS	MACC	4	1	0	0	0
Machine Tool Technology-AAS	MACI	3	2	0	0	0
Machine Tool Technology-AAS	MACM	3	0	0	0	0
Machine Tool Technology-AAS	MACO	2	0	0	0	0
Machine Tool Technology-AAS	MACP	13	12	3	0	0
Machine Tool Technology-AAS	MACR	0	1	0	0	0
Machine Tool Technology-Cert	MACC	1	0	0	0	0
Machine Tool Technology-Cert	MACI	1	0	0	0	0
Machine Tool Technology-Cert	MACM	3	1	0	0	0
Machine Tool Technology-Cert	MACO	2	0	0	0	0
Machine Tool Technology-Cert	MACP	5	0	0	0	0
Mach Insp& Qual Assurance-CERT		5	9	7	8	8
Mechanical/Electro-Mech-CERT		1	4	9	9	8
Medical Assistant - CERT		47	52	47	30	48
Medical Billing & Coding-CERT		0	0	6	30	46
Medical Lab Technician-AAS		10	11	10	8	10
Medical Office Clerk-CTD		4	11	0	4	0
Medical Office Specialist-CTD		9	7	5	0	0
Med Office Specialist I-CTD		1	0	0	0	0
Med Record Tech Billing&Coding		3	3	0	0	0
Nursing-AAS		207	179	200	184	151
Nursing Assistant-Cert		0	2	0	0	0
Nursing Assistant-CTD		95	121	22	0	0
Office Assistant I-CTD		1	7	3	1	0
Office Assistant II-CTD		13	7	2	1	0
Office Specialist-CTD		1	0	0	0	0
Paralegal, Legal Assistant-AAS		20	17	16	15	20

Programs	Concentration Codes	2019	2020	2021	2022	2023
Paralegal Legal Assistant-CERA		16	12	5	16	18
Patient Care Technician-CTD		12	0	0	0	0
Pharmacy Technology-AAS		7	7	1	0	0
Pharmacy Technology-Cert		2	7	10	12	12
Phlebotomy - CERT		20	25	8	14	5
Plumber-CERT		0	1	3	5	2
Political Science-AA		4	6	1	0	0
Powerplant-Cert		9	40	44	43	47
Practical Nurse		0	0	0	0	41
Practical Nurse-CTD		57	62	49	42	0
Preparation Cook-CTD		4	0	0	0	0
Prof Med Coding Specialist-CTD		2	0	0	0	0
Programmer/Analyst-AAS		12	7	3	1	2
Programming Specialist-Cert	CSPC	1	0	0	0	0
Radiologic Technology-AAS		19	18	9	27	16
Respiratory Care-AAS		26	28	24	23	19
Retail&Fashion Consumer Sci-AA		0	1	1	0	0
Retail Management-CERT		1	0	0	0	0
Revit Technician-CERT		2	6	6	7	2
Science	ASIB	0	0	5	5	9
Science	ASIC	0	0	2	1	0
Science	ASIG	6	19	48	76	55
Science	ENGR	0	4	16	38	45
Science		0	0	0	0	32
Science (AGEC-S) Certificate		250	222	162	192	181
Secondary Certification-CERA		1	40	32	41	32
Social Services-AA		19	25	6	0	0

<b>Programs</b>	<b>Concentration Codes</b>	<b>2019</b>	<b>2020</b>	<b>2021</b>	<b>2022</b>	<b>2023</b>
Social Services-AAS		8	4	6	7	5
Social Services-Cert		27	27	17	7	5
Sociology-AA		2	2	0	0	0
Soc Svs-Cmnty Health Adv-Cert		5	3	0	0	0
Solid Works Designer-Cert		2	12	11	11	9
Sp Ed Endorse Cert Tch-CERA		0	0	0	17	24
Sp Ed Mild-Mod Dis Certif-CERA	EDSM	17	9	0	0	0
Sp Ed Mild-Mod Dis Certif-CERA		2	22	12	40	31
Sp Ed Mild-Mod Dis/Teach-CERA	EDTM	4	2	0	0	0
Sp Ed Mild-Mod Dis/Teach-CERA		1	8	3	10	1
Structural Repair-Cert		6	0	0	4	0
Substn Use Disorder Spec-AAS		0	2	2	0	1
Substn Use Disord Spec-Cert		3	8	3	3	0
Surgical Technologist-CTD		13	12	10	0	0
Surgical Technology		0	0	0	0	4
Systems Admin/Networking-Cert	CSNA	1	1	0	0	0
Systems Admin/Networking-Cert	CSNM	3	1	0	0	0
Systems Admin/Networking-Cert	CSNX	3	1	0	0	0
Teacher Certification-CERA	EDUD	37	26	0	0	0
Teacher Certification-CERA	EDUT	18	17	0	0	0
Therapeutic Massage-AAS		3	0	2	0	0
Therapeutic Massage-Cert		3	10	6	5	5
Trans. & Interpretation-AAS		9	9	2	1	0
Trans. & Interp. Studies-Cert		19	20	9	14	14
Veterinary Technician-AAS		30	30	23	28	31
Vet Practice Assistant-Cert		31	52	15	40	12
Visual and Performing Arts-AFA	AFAM	5	8	5	1	5

Programs	Concentration Codes	2019	2020	2021	2022	2023
Visual and Performing Arts-AFA	AFAT	4	10	7	3	3
Visual and Performing Arts-AFA	AFAV	15	19	16	21	8
Visual and Performing Arts-AFA		0	0	0	0	12
Welding, Basic Certificate		0	2	9	19	8
Welding & Fabrication-AAS		16	8	22	16	10
Welding, Fabrication Certifica		0	1	8	17	7
Youth Services Specialty-AAS		1	0	0	0	0
<b>Total Completions</b>		<b>5,357</b>	<b>4,944</b>	<b>3,725</b>	<b>4,318</b>	<b>4,241</b>
<b>Total Completers</b>		<b>3,858</b>	<b>3,661</b>	<b>2,711</b>	<b>3,104</b>	<b>3,081</b>

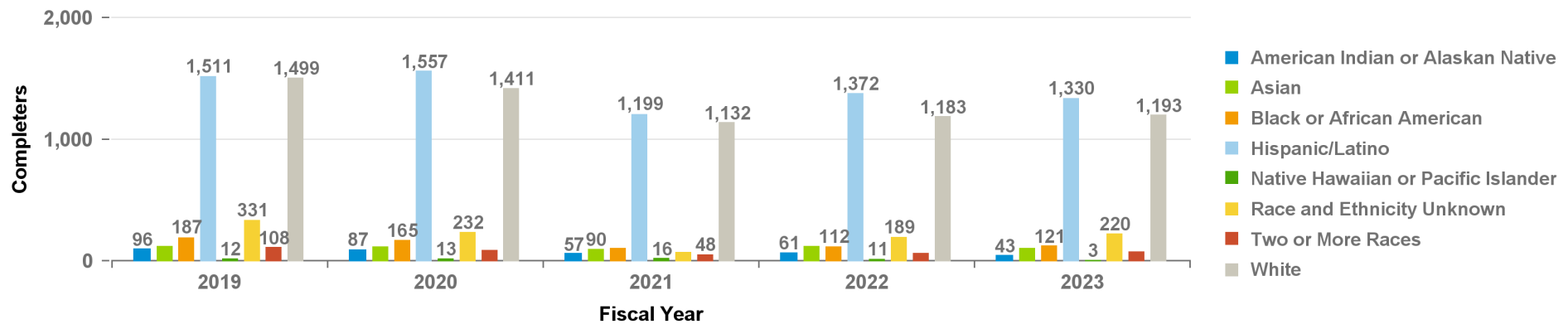


### Demographic Characteristics of Completers

Filters:

	2019		2020		2021		2022		2023	
	#	%	#	%	#	%	#	%	#	%
American Indian or Alaskan Native	96	2.49%	87	2.38%	57	2.10%	61	1.97%	43	1.40%
Asian	114	2.95%	111	3.03%	90	3.32%	116	3.74%	100	3.25%
Black or African American	187	4.85%	165	4.51%	101	3.73%	112	3.61%	121	3.93%
Hispanic/Latino	1,511	39.17%	1,557	42.53%	1,199	44.23%	1,372	44.20%	1,330	43.17%
Native Hawaiian or Pacific Islander	12	0.31%	13	0.36%	16	0.59%	11	0.35%	3	0.10%
Race and Ethnicity Unknown	331	8.58%	232	6.34%	68	2.51%	189	6.09%	220	7.14%
Two or More Races	108	2.80%	85	2.32%	48	1.77%	60	1.93%	71	2.30%
White	1,499	38.85%	1,411	38.54%	1,132	41.76%	1,183	38.11%	1,193	38.72%
<b>Total</b>	<b>3,858</b>	<b>100.00%</b>	<b>3,661</b>	<b>100.00%</b>	<b>2,711</b>	<b>100.00%</b>	<b>3,104</b>	<b>100.00%</b>	<b>3,081</b>	<b>100.00%</b>

Completers



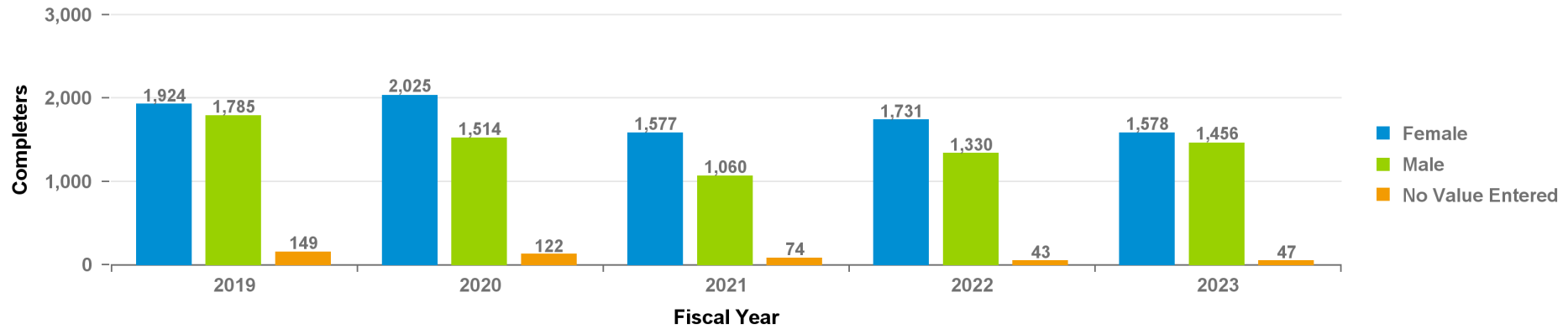


### Demographic Characteristics of Completers

Filters:

	2019		2020		2021		2022		2023	
	#	%	#	%	#	%	#	%	#	%
<b>Female</b>	1,924	49.87%	2,025	55.31%	1,577	58.17%	1,731	55.77%	1,578	51.22%
<b>Male</b>	1,785	46.27%	1,514	41.35%	1,060	39.10%	1,330	42.85%	1,456	47.26%
<b>No Value Entered</b>	149	3.86%	122	3.33%	74	2.73%	43	1.39%	47	1.53%
<b>Total</b>	<b>3,858</b>	<b>100.00%</b>	<b>3,661</b>	<b>100.00%</b>	<b>2,711</b>	<b>100.00%</b>	<b>3,104</b>	<b>100.00%</b>	<b>3,081</b>	<b>100.00%</b>

Completers



### Completions by Award Type

Filters:

	2019		2020		2021		2022		2023	
	#	%	#	%	#	%	#	%	#	%
<b>Associate Degrees</b>	2,280	42.56%	2,052	41.49%	1,625	43.62%	1,818	42.10%	1,727	40.72%
<b>Certificates</b>	2,752	51.37%	2,504	50.63%	1,935	51.95%	2,299	53.24%	2,389	56.33%
<b>CTD</b>	227	4.24%	231	4.67%	91	2.44%	48	1.11%	0	0.00%
<b>Post-Degree Certificate</b>	98	1.83%	159	3.21%	74	1.99%	153	3.54%	125	2.95%
<b>Total</b>	<b>5,357</b>	<b>100.00%</b>	<b>4,946</b>	<b>100.00%</b>	<b>3,725</b>	<b>100.00%</b>	<b>4,318</b>	<b>100.00%</b>	<b>4,241</b>	<b>100.00%</b>

### Completions by Fiscal Year and Award Type

