

Survey of Entering Student Engagement - Pima Community College (2021 Administration)

2021 Benchmark Scores Report - Main Survey

Comparison Group: Extra-Large Colleges in the 2021 Cohort*

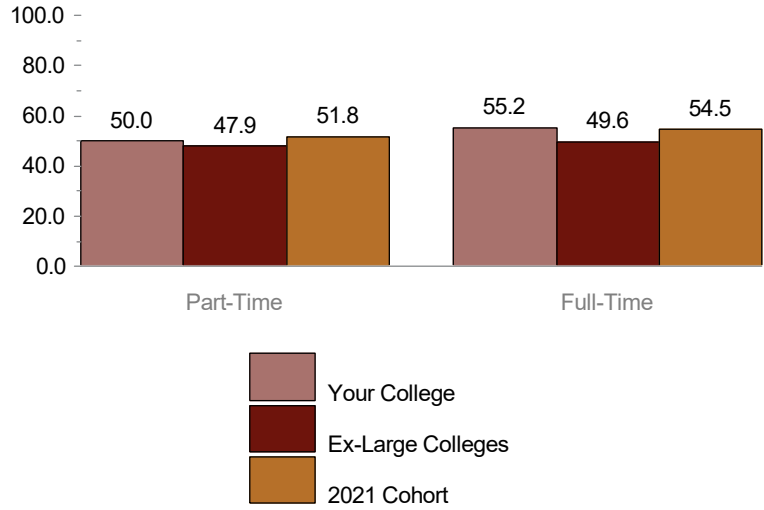
Entering Students Only - Breakout by Enrollment Status

[Unweighted]

Benchmark	Breakout Group	Your College	Ex-Large Colleges		2021 Cohort	
		Score	Score	Difference	Score	Difference
Early Connections	Part-time	50.0	47.9	2.1	51.8	-1.8
	Full-time	55.2	49.6	5.6	54.5	0.8
High Expectations and Aspirations	Part-time	54.3	49.3	4.9	50.0	4.3
	Full-time	53.3	48.7	4.7	49.9	3.4
Clear Academic Plan and Pathway	Part-time	43.5	45.4	-1.9	51.2	-7.8
	Full-time	49.6	48.0	1.5	53.1	-3.6
Effective Track to College Readiness	Part-time	47.5	44.9	2.6	49.5	-2.0
	Full-time	55.4	46.1	9.3	51.3	4.1
Engaged Learning	Part-time	49.0	48.0	0.9	48.7	0.3
	Full-time	59.1	52.8	6.3	54.3	4.8
Academic and Social Support Network	Part-time	51.7	46.4	5.3	48.8	3.0
	Full-time	57.0	49.5	7.5	52.5	4.5

* The comparison group and cohort columns on this page INCLUDE your college.

Survey of Entering Student Engagement
Pima Community College (2021 Administration)
2021 Benchmark Bar Chart - Main Survey
 Comparison Group: Extra-Large Colleges in the 2021 Cohort*
 Entering Students Only - Breakout by Enrollment Status
 [Unweighted]
 Early Connections (EARLYCON)



* The comparison group and cohort bars on this page INCLUDE your college.

Survey of Entering Student Engagement - Pima Community College (2021 Administration)

2021 Benchmark Means Report - Main Survey

Comparison Group: Extra-Large Colleges in the 2021 Cohort*

Entering Students Only - Breakout by Enrollment Status

[Unweighted]

Early Connections (EARLYCON)

Item	Variable	Breakout Group	Your College	Ex-Large Colleges		2021 Cohort	
			Mean	Mean	Effect Size**	Mean	Effect Size**
Item 18: Think about your experiences from the time of your decision to attend this college through the end of the first three weeks of your first semester/quarter.							
1 = Strongly disagree, 2 = Disagree, 3 = Neutral, 4 = Agree, 5 = Strongly agree							
18a. The very first time I came to this college I felt welcome [EARLYCON]	WELCOME	Part-time	4.10	4.00		4.06	
		Full-time	4.18	4.03		4.13	
18i. The college provided me with adequate information about financial assistance (scholarships, grants, loans, etc.) [EARLYCON]	FAINFO	Part-time	3.51	3.47		3.55	
		Full-time	3.63	3.53		3.65	
18j. A college staff member helped me determine whether I qualified for financial assistance [EARLYCON]	QUALFA	Part-time	2.84	2.99		3.13	
		Full-time	2.99	2.97		3.18	
18p. At least one college staff member (other than an instructor) learned my name [EARLYCON]	CSTAFNAM	Part-time	3.31	3.19		3.33	
		Full-time	3.49	3.13	0.26**	3.42	
One or more items in this benchmark are not suited to means calculations. Please see the Frequency Distribution that follows for these items.							

* The comparison group and cohort columns on this page EXCLUDE your college.

** T-test: 2-tailed

If a row contains less than 50 respondents, interpret the comparison results cautiously.

Survey of Entering Student Engagement - Pima Community College (2021 Administration)

2021 Benchmark Frequency Distributions - Main Survey

Comparison Group: Extra-Large Colleges in the 2021 Cohort*

Entering Students Only - Breakout by Enrollment Status: Part-Time Students

[Unweighted]

Early Connections (EARLYCON)

Item	Variable	Responses	Your College		Ex-Large Colleges		2021 Cohort	
			Count	Percent	Count	Percent	Count	Percent
Item 18: Think about your experiences from the time of your decision to attend this college through the end of the first three weeks of your first semester/quarter.								
18a. The very first time I came to this college I felt welcome [EARLYCON]	WELCOME	Strongly disagree	2	1.0	11	0.5	72	0.6
		Disagree	4	2.0	42	1.7	182	1.6
		Neutral	41	20.5	618	25.5	2,531	22.5
		Agree	78	39.0	1,004	41.5	4,681	41.6
		Strongly agree	75	37.5	744	30.8	3,776	33.6
		Total	200	100.0	2,419	100.0	11,242	100.0
18i. The college provided me with adequate information about financial assistance (scholarships, grants, loans, etc.) [EARLYCON]	FAINFO	Strongly disagree	12	6.1	123	5.1	555	5.0
		Disagree	25	12.6	341	14.2	1,479	13.2
		Neutral	57	28.8	700	29.1	2,953	26.4
		Agree	59	29.8	768	31.9	3,704	33.1
		Strongly agree	45	22.7	475	19.7	2,502	22.4
		Total	198	100.0	2,407	100.0	11,193	100.0
18j. A college staff member helped me determine whether I qualified for financial assistance [EARLYCON]	QUALFA	Strongly disagree	26	13.3	268	11.1	1,037	9.3
		Disagree	52	26.5	655	27.2	2,742	24.6
		Neutral	70	35.7	676	28.1	2,989	26.8
		Agree	23	11.7	459	19.1	2,520	22.6
		Strongly agree	25	12.8	349	14.5	1,866	16.7
		Total	196	100.0	2,407	100.0	11,154	100.0
18p. At least one college staff member (other than an instructor) learned my name [EARLYCON]	CSTAFNAM	Strongly disagree	18	9.1	287	11.9	1,159	10.4
		Disagree	43	21.7	470	19.6	2,106	18.8
		Neutral	44	22.2	618	25.7	2,456	22.0
		Agree	45	22.7	564	23.5	2,800	25.0
		Strongly agree	48	24.2	464	19.3	2,658	23.8
		Total	198	100.0	2,403	100.0	11,179	100.0
Item 23								
23. Was a specific person assigned to you so you could see him/her each time you needed information or assistance? [EARLYCON]	ASNPERS	Yes	90	48.9	907	39.3	3,862	35.9
		No	94	51.1	1,401	60.7	6,898	64.1
		Total	184	100.0	2,308	100.0	10,760	100.0

* The comparison group and cohort columns on this page EXCLUDE your college.

Please see Table 1 for unweighted sample and population values of demographic items.

Survey of Entering Student Engagement - Pima Community College (2021 Administration)

2021 Benchmark Frequency Distributions - Main Survey

Comparison Group: Extra-Large Colleges in the 2021 Cohort*

Entering Students Only - Breakout by Enrollment Status: Full-Time Students

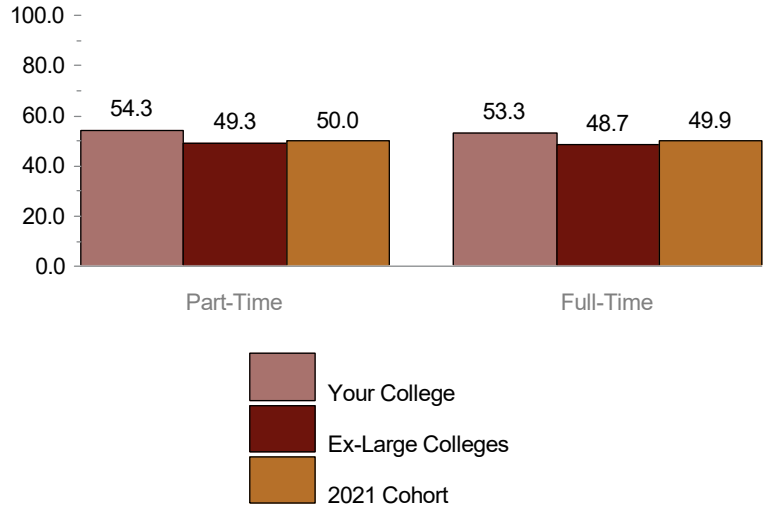
[Unweighted]

Early Connections (EARLYCON)

Item	Variable	Responses	Your College		Ex-Large Colleges		2021 Cohort	
			Count	Percent	Count	Percent	Count	Percent
Item 18: Think about your experiences from the time of your decision to attend this college through the end of the first three weeks of your first semester/quarter.								
18a. The very first time I came to this college I felt welcome [EARLYCON]	WELCOME	Strongly disagree	2	0.6	38	0.6	152	0.5
		Disagree	4	1.2	80	1.3	384	1.3
		Neutral	68	20.2	1,455	24.5	5,629	19.5
		Agree	120	35.6	2,470	41.7	12,220	42.3
		Strongly agree	143	42.4	1,886	31.8	10,507	36.4
		Total	337	100.0	5,929	100.0	28,892	100.0
18i. The college provided me with adequate information about financial assistance (scholarships, grants, loans, etc.) [EARLYCON]	FAINFO	Strongly disagree	11	3.3	327	5.5	1,294	4.5
		Disagree	46	13.7	743	12.5	3,203	11.1
		Neutral	82	24.5	1,586	26.8	7,074	24.5
		Agree	114	34.0	1,970	33.3	9,990	34.6
		Strongly agree	82	24.5	1,297	21.9	7,287	25.3
		Total	335	100.0	5,923	100.0	28,848	100.0
18j. A college staff member helped me determine whether I qualified for financial assistance [EARLYCON]	QUALFA	Strongly disagree	34	10.1	706	12.0	2,589	9.0
		Disagree	101	30.1	1,651	28.0	6,856	23.8
		Neutral	90	26.9	1,513	25.6	7,331	25.5
		Agree	56	16.7	1,183	20.0	6,762	23.5
		Strongly agree	54	16.1	853	14.4	5,244	18.2
		Total	335	100.0	5,906	100.0	28,782	100.0
18p. At least one college staff member (other than an instructor) learned my name [EARLYCON]	CSTAFNAM	Strongly disagree	30	8.9	863	14.6	3,073	10.7
		Disagree	63	18.7	1,306	22.1	5,294	18.4
		Neutral	54	16.0	1,173	19.8	5,111	17.7
		Agree	92	27.3	1,329	22.5	7,215	25.0
		Strongly agree	98	29.1	1,245	21.0	8,125	28.2
		Total	337	100.0	5,916	100.0	28,818	100.0
Item 23								
23. Was a specific person assigned to you so you could see him/her each time you needed information or assistance? [EARLYCON]	ASNPERS	Yes	180	57.5	2,303	40.5	11,129	40.1
		No	133	42.5	3,385	59.5	16,603	59.9
		Total	313	100.0	5,688	100.0	27,732	100.0

* The comparison group and cohort columns on this page EXCLUDE your college.
Please see Table 1 for unweighted sample and population values of demographic items.

Survey of Entering Student Engagement
Pima Community College (2021 Administration)
2021 Benchmark Bar Chart - Main Survey
 Comparison Group: Extra-Large Colleges in the 2021 Cohort*
 Entering Students Only - Breakout by Enrollment Status
 [Unweighted]
 High Expectations and Aspirations (HIEXPACT)



* The comparison group and cohort bars on this page INCLUDE your college.

Survey of Entering Student Engagement - Pima Community College (2021 Administration)

2021 Benchmark Means Report - Main Survey

Comparison Group: Extra-Large Colleges in the 2021 Cohort*

Entering Students Only - Breakout by Enrollment Status

[Unweighted]

High Expectations and Aspirations (HIEXPECT)

Item	Variable	Breakout Group	Your College	Ex-Large Colleges		2021 Cohort	
			Mean	Mean	Effect Size**	Mean	Effect Size**
Item 18: Think about your experiences from the time of your decision to attend this college through the end of the first three weeks of your first semester/quarter.							
1 = Strongly disagree, 2 = Disagree, 3 = Neutral, 4 = Agree, 5 = Strongly agree							
18b. The instructors at this college want me to succeed [HIEXPECT]	WNTSCCD	Part-time	4.41	4.28		4.33	
		Full-time	4.49	4.26	0.30**	4.33	0.22**
18t. I have the motivation to do what it takes to succeed in college [HIEXPECT]	ITTAKES	Part-time	4.34	4.21		4.26	
		Full-time	4.41	4.26		4.31	
18u. I am prepared academically to succeed in college [HIEXPECT]	ACPRPRD	Part-time	4.26	4.13		4.18	
		Full-time	4.42	4.22	0.24**	4.25	
Item 19: During the first three weeks of your first semester/quarter at this college, about how often did you do the following?							
1 = Never, 2 = Once, 3 = Two or three times, 4 = Four or more times							
19c. Turn in an assignment late [HIEXPECT]	LATETURN	Part-time	1.60	1.66		1.62	
		Full-time	1.71	1.62		1.65	
19d. Not turn in an assignment [HIEXPECT]	NOTTURN	Part-time	1.44	1.53		1.46	
		Full-time	1.50	1.53		1.49	
19f. Come to class without completing readings or assignments [HIEXPECT]	NOTCOMPL	Part-time	1.34	1.59	-0.31**	1.56	-0.27**
		Full-time	1.50	1.67		1.63	
19s. Skip class [HIEXPECT]	SKIPCL	Part-time	1.24	1.26		1.28	
		Full-time	1.26	1.27		1.30	

* The comparison group and cohort columns on this page EXCLUDE your college.

** T-test: 2-tailed

If a row contains less than 50 respondents, interpret the comparison results cautiously.

Survey of Entering Student Engagement - Pima Community College (2021 Administration)

2021 Benchmark Frequency Distributions - Main Survey

Comparison Group: Extra-Large Colleges in the 2021 Cohort*

Entering Students Only - Breakout by Enrollment Status: Part-Time Students

[Unweighted]

High Expectations and Aspirations (HIEEXPECT)

Item	Variable	Responses	Your College		Ex-Large Colleges		2021 Cohort	
			Count	Percent	Count	Percent	Count	Percent
Item 18: Think about your experiences from the time of your decision to attend this college through the end of the first three weeks of your first semester/quarter.								
18b. The instructors at this college want me to succeed [HIEEXPECT]	WNTSCCD	Strongly disagree	1	0.5	5	0.2	35	0.3
		Disagree	0	N/A	19	0.8	68	0.6
		Neutral	16	8.0	310	12.9	1,242	11.1
		Agree	82	41.0	1,040	43.4	4,704	42.1
		Strongly agree	101	50.5	1,023	42.7	5,132	45.9
		Total	200	100.0	2,397	100.0	11,181	100.0
18t. I have the motivation to do what it takes to succeed in college [HIEEXPECT]	ITTAKES	Strongly disagree	0	N/A	27	1.1	106	0.9
		Disagree	7	3.5	78	3.2	271	2.4
		Neutral	19	9.6	343	14.3	1,497	13.4
		Agree	71	35.9	876	36.4	4,035	36.1
		Strongly agree	101	51.0	1,083	45.0	5,277	47.2
		Total	198	100.0	2,407	100.0	11,186	100.0
18u. I am prepared academically to succeed in college [HIEEXPECT]	ACPRPRD	Strongly disagree	1	0.5	24	1.0	101	0.9
		Disagree	4	2.0	61	2.5	251	2.2
		Neutral	27	13.7	444	18.4	1,841	16.4
		Agree	76	38.6	927	38.5	4,321	38.6
		Strongly agree	89	45.2	954	39.6	4,684	41.8
		Total	197	100.0	2,410	100.0	11,198	100.0
Item 19: During the first three weeks of your first semester/quarter at this college, about how often did you do the following?								
19c. Turn in an assignment late [HIEEXPECT]	LATETURN	Never	119	59.8	1,348	55.5	6,390	56.6
		Once	45	22.6	632	26.0	3,084	27.3
		Two or three times	30	15.1	368	15.2	1,476	13.1
		Four or more times	5	2.5	81	3.3	337	3.0
		Total	199	100.0	2,429	100.0	11,287	100.0
19d. Not turn in an assignment [HIEEXPECT]	NOTTURN	Never	138	69.3	1,559	65.0	7,593	68.0
		Once	39	19.6	487	20.3	2,300	20.6
		Two or three times	17	8.5	266	11.1	970	8.7
		Four or more times	5	2.5	87	3.6	305	2.7
		Total	199	100.0	2,399	100.0	11,168	100.0
19f. Come to class without completing readings or assignments [HIEEXPECT]	NOTCOMPL	Never	149	75.3	1,452	59.9	6,920	61.3
		Once	34	17.2	603	24.9	2,797	24.8
		Two or three times	12	6.1	290	12.0	1,209	10.7
		Four or more times	3	1.5	81	3.3	356	3.2
		Total	198	100.0	2,426	100.0	11,282	100.0

* The comparison group and cohort columns on this page EXCLUDE your college.

Please see Table 1 for unweighted sample and population values of demographic items.

Survey of Entering Student Engagement - Pima Community College (2021 Administration)

2021 Benchmark Frequency Distributions - Main Survey

Comparison Group: Extra-Large Colleges in the 2021 Cohort*

Entering Students Only - Breakout by Enrollment Status: Part-Time Students

[Unweighted]

High Expectations and Aspirations (HIEXPECT)

Item	Variable	Responses	Your College		Ex-Large Colleges		2021 Cohort	
			Count	Percent	Count	Percent	Count	Percent
Item 19: During the first three weeks of your first semester/quarter at this college, about how often did you do the following?								
19s. Skip class [HIEXPECT]	SKIPCL	Never	162	81.8	1,968	81.5	9,062	80.5
		Once	26	13.1	287	11.9	1,441	12.8
		Two or three times	9	4.5	126	5.2	612	5.4
		Four or more times	1	0.5	33	1.4	148	1.3
		Total	198	100.0	2,414	100.0	11,263	100.0

* The comparison group and cohort columns on this page EXCLUDE your college.
Please see Table 1 for unweighted sample and population values of demographic items.

Survey of Entering Student Engagement - Pima Community College (2021 Administration)
2021 Benchmark Frequency Distributions - Main Survey

Comparison Group: Extra-Large Colleges in the 2021 Cohort*

Entering Students Only - Breakout by Enrollment Status: Full-Time Students

[Unweighted]

High Expectations and Aspirations (HIEEXPECT)

Item	Variable	Responses	Your College		Ex-Large Colleges		2021 Cohort	
			Count	Percent	Count	Percent	Count	Percent
Item 18: Think about your experiences from the time of your decision to attend this college through the end of the first three weeks of your first semester/quarter.								
18b. The instructors at this college want me to succeed [HIEEXPECT]	WNTSCCD	Strongly disagree	2	0.6	17	0.3	73	0.3
		Disagree	4	1.2	40	0.7	210	0.7
		Neutral	17	5.1	773	13.1	3,132	10.9
		Agree	119	35.4	2,615	44.2	12,226	42.4
		Strongly agree	194	57.7	2,472	41.8	13,165	45.7
		Total	336	100.0	5,917	100.0	28,806	100.0
18t. I have the motivation to do what it takes to succeed in college [HIEEXPECT]	ITTAKES	Strongly disagree	2	0.6	82	1.4	283	1.0
		Disagree	7	2.1	118	2.0	541	1.9
		Neutral	32	9.5	766	13.0	3,388	11.8
		Agree	105	31.2	2,140	36.2	10,313	35.8
		Strongly agree	191	56.7	2,805	47.5	14,276	49.6
		Total	337	100.0	5,911	100.0	28,801	100.0
18u. I am prepared academically to succeed in college [HIEEXPECT]	ACPRPRD	Strongly disagree	2	0.6	48	0.8	210	0.7
		Disagree	6	1.8	120	2.0	526	1.8
		Neutral	31	9.2	899	15.2	4,014	13.9
		Agree	109	32.3	2,290	38.7	11,098	38.5
		Strongly agree	189	56.1	2,558	43.2	12,991	45.0
		Total	337	100.0	5,915	100.0	28,839	100.0
Item 19: During the first three weeks of your first semester/quarter at this college, about how often did you do the following?								
19c. Turn in an assignment late [HIEEXPECT]	LATETURN	Never	181	53.9	3,403	57.1	15,658	53.9
		Once	82	24.4	1,598	26.8	8,625	29.7
		Two or three times	62	18.5	791	13.3	3,946	13.6
		Four or more times	11	3.3	171	2.9	812	2.8
		Total	336	100.0	5,963	100.0	29,041	100.0
19d. Not turn in an assignment [HIEEXPECT]	NOTTURN	Never	221	65.8	3,762	63.9	18,916	65.9
		Once	72	21.4	1,317	22.4	6,305	22.0
		Two or three times	33	9.8	635	10.8	2,693	9.4
		Four or more times	10	3.0	173	2.9	775	2.7
		Total	336	100.0	5,887	100.0	28,689	100.0
19f. Come to class without completing readings or assignments [HIEEXPECT]	NOTCOMPL	Never	222	66.1	3,296	55.3	16,561	57.1
		Once	73	21.7	1,611	27.0	7,756	26.7
		Two or three times	28	8.3	805	13.5	3,638	12.5
		Four or more times	13	3.9	251	4.2	1,056	3.6
		Total	336	100.0	5,963	100.0	29,011	100.0

* The comparison group and cohort columns on this page EXCLUDE your college.
Please see Table 1 for unweighted sample and population values of demographic items.

Survey of Entering Student Engagement - Pima Community College (2021 Administration)

2021 Benchmark Frequency Distributions - Main Survey

Comparison Group: Extra-Large Colleges in the 2021 Cohort*

Entering Students Only - Breakout by Enrollment Status: Full-Time Students

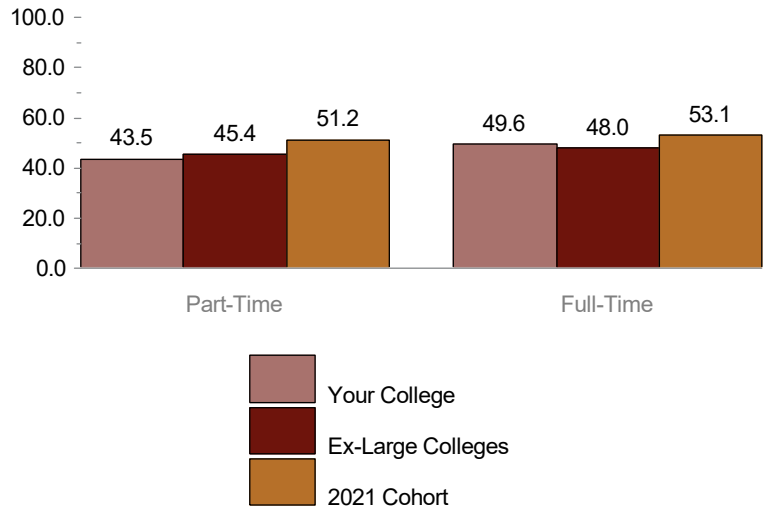
[Unweighted]

High Expectations and Aspirations (HIEXPECT)

Item	Variable	Responses	Your College		Ex-Large Colleges		2021 Cohort	
			Count	Percent	Count	Percent	Count	Percent
Item 19: During the first three weeks of your first semester/quarter at this college, about how often did you do the following?								
19s. Skip class [HIEXPECT]	SKIPCL	Never	278	83.2	4,828	81.1	22,891	79.0
		Once	30	9.0	756	12.7	3,989	13.8
		Two or three times	22	6.6	287	4.8	1,705	5.9
		Four or more times	4	1.2	84	1.4	406	1.4
		Total	334	100.0	5,955	100.0	28,991	100.0

* The comparison group and cohort columns on this page EXCLUDE your college.
Please see Table 1 for unweighted sample and population values of demographic items.

Survey of Entering Student Engagement
Pima Community College (2021 Administration)
2021 Benchmark Bar Chart - Main Survey
 Comparison Group: Extra-Large Colleges in the 2021 Cohort*
 Entering Students Only - Breakout by Enrollment Status
 [Unweighted]
 Clear Academic Plan and Pathway (ACADPLAN)



* The comparison group and cohort bars on this page INCLUDE your college.

Survey of Entering Student Engagement - Pima Community College (2021 Administration)

2021 Benchmark Means Report - Main Survey

Comparison Group: Extra-Large Colleges in the 2021 Cohort*

Entering Students Only - Breakout by Enrollment Status

[Unweighted]

Clear Academic Plan and Pathway (ACADPLAN)

Item	Variable	Breakout Group	Your College	Ex-Large Colleges		2021 Cohort	
			Mean	Mean	Effect Size**	Mean	Effect Size**
Item 18: Think about your experiences from the time of your decision to attend this college through the end of the first three weeks of your first semester/quarter.							
1 = Strongly disagree, 2 = Disagree, 3 = Neutral, 4 = Agree, 5 = Strongly agree							
18d. I was able to meet with an academic advisor at times convenient for me [ACADPLAN]	AACONTIM	Part-time	3.76	3.68		3.83	
		Full-time	3.92	3.72		3.94	
18e. An advisor helped me to select a course of study, program, or major [ACADPLAN]	AASELMAJ	Part-time	3.53	3.67		3.82	-0.26**
		Full-time	3.79	3.71		3.88	
18f. An advisor helped me to set academic goals and to create a plan for achieving them [ACADPLAN]	ACADGOAL	Part-time	3.32	3.35		3.44	
		Full-time	3.51	3.39		3.50	
18g. An advisor helped me to identify the courses I needed to take during my first semester/quarter [ACADPLAN]	CRSADV	Part-time	3.67	3.79		3.97	-0.28**
		Full-time	3.90	3.93		4.10	
18h. A college staff member talked with me about my commitments outside of school (work, children, dependents, etc.) to help me figure out how many courses to take [ACADPLAN]	OSCOMM	Part-time	2.80	2.82		2.98	
		Full-time	2.99	2.78		2.98	

* The comparison group and cohort columns on this page EXCLUDE your college.

** T-test: 2-tailed

If a row contains less than 50 respondents, interpret the comparison results cautiously.

Survey of Entering Student Engagement - Pima Community College (2021 Administration)

2021 Benchmark Frequency Distributions - Main Survey

Comparison Group: Extra-Large Colleges in the 2021 Cohort*

Entering Students Only - Breakout by Enrollment Status: Part-Time Students

[Unweighted]

Clear Academic Plan and Pathway (ACADPLAN)

Item	Variable	Responses	Your College		Ex-Large Colleges		2021 Cohort	
			Count	Percent	Count	Percent	Count	Percent
Item 18: Think about your experiences from the time of your decision to attend this college through the end of the first three weeks of your first semester/quarter.								
18d. I was able to meet with an academic advisor at times convenient for me [ACADPLAN]	AACONTIM	Strongly disagree	3	1.5	96	4.0	284	2.5
		Disagree	17	8.5	230	9.6	817	7.3
		Neutral	60	30.2	625	26.0	2,732	24.5
		Agree	63	31.7	855	35.6	4,033	36.2
		Strongly agree	56	28.1	594	24.8	3,290	29.5
		Total	199	100.0	2,400	100.0	11,156	100.0
18e. An advisor helped me to select a course of study, program, or major [ACADPLAN]	AASELMAJ	Strongly disagree	14	7.1	154	6.4	485	4.3
		Disagree	28	14.1	276	11.4	1,132	10.1
		Neutral	48	24.2	487	20.2	2,024	18.1
		Agree	56	28.3	797	33.1	3,805	34.0
		Strongly agree	52	26.3	697	28.9	3,758	33.5
		Total	198	100.0	2,411	100.0	11,204	100.0
18f. An advisor helped me to set academic goals and to create a plan for achieving them [ACADPLAN]	ACADGOAL	Strongly disagree	10	5.1	187	7.8	628	5.6
		Disagree	34	17.2	409	17.0	1,884	16.9
		Neutral	75	37.9	685	28.5	3,176	28.4
		Agree	40	20.2	618	25.7	2,939	26.3
		Strongly agree	39	19.7	506	21.0	2,551	22.8
		Total	198	100.0	2,405	100.0	11,178	100.0
18g. An advisor helped me to identify the courses I needed to take during my first semester/quarter [ACADPLAN]	CRSADV	Strongly disagree	11	5.6	142	5.9	398	3.6
		Disagree	23	11.6	222	9.2	807	7.2
		Neutral	40	20.2	405	16.8	1,663	14.9
		Agree	71	35.9	864	35.9	4,221	37.7
		Strongly agree	53	26.8	776	32.2	4,105	36.7
		Total	198	100.0	2,409	100.0	11,194	100.0
18h. A college staff member talked with me about my commitments outside of school (work, children, dependents, etc.) to help me figure out how many courses to take [ACADPLAN]	OSCOMM	Strongly disagree	32	16.2	324	13.5	1,252	11.2
		Disagree	58	29.4	736	30.6	3,149	28.1
		Neutral	56	28.4	666	27.7	2,986	26.7
		Agree	19	9.6	411	17.1	2,173	19.4
		Strongly agree	32	16.2	270	11.2	1,637	14.6
		Total	197	100.0	2,407	100.0	11,197	100.0

* The comparison group and cohort columns on this page EXCLUDE your college.
Please see Table 1 for unweighted sample and population values of demographic items.

Survey of Entering Student Engagement - Pima Community College (2021 Administration)

2021 Benchmark Frequency Distributions - Main Survey

Comparison Group: Extra-Large Colleges in the 2021 Cohort*

Entering Students Only - Breakout by Enrollment Status: Full-Time Students

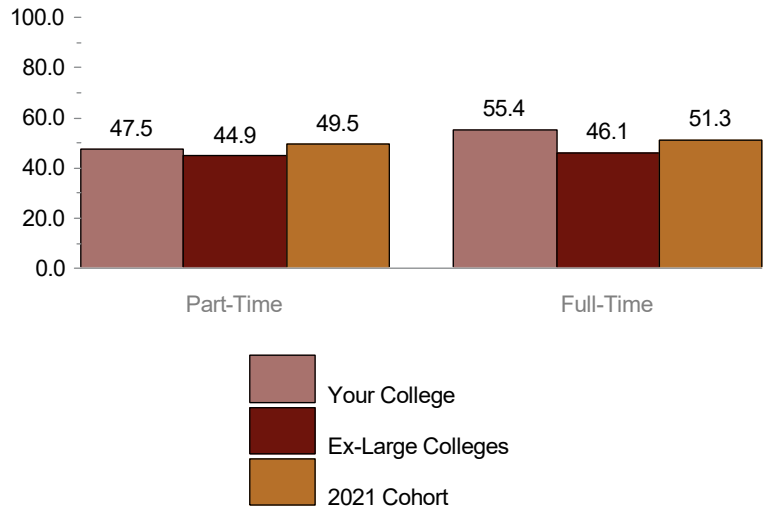
[Unweighted]

Clear Academic Plan and Pathway (ACADPLAN)

Item	Variable	Responses	Your College		Ex-Large Colleges		2021 Cohort	
			Count	Percent	Count	Percent	Count	Percent
Item 18: Think about your experiences from the time of your decision to attend this college through the end of the first three weeks of your first semester/quarter.								
18d. I was able to meet with an academic advisor at times convenient for me [ACADPLAN]	AACONTIM	Strongly disagree	6	1.8	214	3.6	570	2.0
		Disagree	28	8.3	502	8.5	1,640	5.7
		Neutral	70	20.8	1,554	26.4	6,159	21.5
		Agree	114	33.9	2,056	35.0	10,854	37.8
		Strongly agree	118	35.1	1,551	26.4	9,467	33.0
		Total	336	100.0	5,877	100.0	28,690	100.0
18e. An advisor helped me to select a course of study, program, or major [ACADPLAN]	AASELMAJ	Strongly disagree	12	3.6	343	5.8	1,131	3.9
		Disagree	45	13.4	771	13.0	2,954	10.2
		Neutral	59	17.6	1,020	17.2	4,655	16.1
		Agree	104	31.0	1,927	32.6	9,487	32.9
		Strongly agree	115	34.3	1,859	31.4	10,613	36.8
		Total	335	100.0	5,920	100.0	28,840	100.0
18f. An advisor helped me to set academic goals and to create a plan for achieving them [ACADPLAN]	ACADGOAL	Strongly disagree	17	5.1	417	7.1	1,496	5.2
		Disagree	54	16.2	1,107	18.7	4,739	16.5
		Neutral	90	26.9	1,483	25.1	7,626	26.5
		Agree	86	25.7	1,558	26.3	7,718	26.8
		Strongly agree	87	26.0	1,349	22.8	7,208	25.0
		Total	334	100.0	5,914	100.0	28,787	100.0
18g. An advisor helped me to identify the courses I needed to take during my first semester/quarter [ACADPLAN]	CRSADV	Strongly disagree	12	3.6	254	4.3	802	2.8
		Disagree	38	11.3	522	8.8	1,781	6.2
		Neutral	45	13.4	784	13.2	3,329	11.5
		Agree	116	34.5	2,204	37.2	10,851	37.6
		Strongly agree	125	37.2	2,156	36.4	12,072	41.9
		Total	336	100.0	5,920	100.0	28,835	100.0
18h. A college staff member talked with me about my commitments outside of school (work, children, dependents, etc.) to help me figure out how many courses to take [ACADPLAN]	OSCOMM	Strongly disagree	45	13.4	868	14.7	3,344	11.6
		Disagree	80	23.8	1,927	32.6	8,250	28.6
		Neutral	96	28.6	1,458	24.6	7,320	25.4
		Agree	62	18.5	977	16.5	5,503	19.1
		Strongly agree	53	15.8	686	11.6	4,397	15.3
		Total	336	100.0	5,916	100.0	28,814	100.0

* The comparison group and cohort columns on this page EXCLUDE your college.
Please see Table 1 for unweighted sample and population values of demographic items.

Survey of Entering Student Engagement
Pima Community College (2021 Administration)
2021 Benchmark Bar Chart - Main Survey
Comparison Group: Extra-Large Colleges in the 2021 Cohort*
Entering Students Only - Breakout by Enrollment Status
[Unweighted]
Effective Track to College Readiness (COLLREAD)



* The comparison group and cohort bars on this page INCLUDE your college.

Survey of Entering Student Engagement - Pima Community College (2021 Administration)

2021 Benchmark Means Report - Main Survey

Comparison Group: Extra-Large Colleges in the 2021 Cohort*

Entering Students Only - Breakout by Enrollment Status

[Unweighted]

Effective Track to College Readiness (COLLREAD)

Item	Variable	Breakout Group	Your College	Ex-Large Colleges		2021 Cohort	
			Mean	Mean	Effect Size**	Mean	Effect Size**
Item 21: Think about your experiences from the time of your decision to attend this college through the end of the first three weeks of your first semester/quarter. Within a class, or through another experience at this college:							
1 = Strongly disagree, 2 = Disagree, 3 = Neutral, 4 = Agree, 5 = Strongly agree							
21a. I learned to improve my study skills (listening, note taking, highlighting readings, working with others, etc.) [COLLREAD]	LNDSTUDY	Part-time	3.96	3.94		4.00	
		Full-time	4.14	3.99		4.04	
21b. I learned to understand my academic strengths and weaknesses [COLLREAD]	LNDACAWK	Part-time	4.01	3.91		3.97	
		Full-time	4.25	3.94	0.34**	4.01	0.27**
21c. I learned skills and strategies to improve my test-taking ability [COLLREAD]	LNSKLLS	Part-time	3.74	3.64		3.67	
		Full-time	3.99	3.60	0.36**	3.67	0.30**
One or more items in this benchmark are not suited to means calculations. Please see the Frequency Distribution that follows for these items.							

* The comparison group and cohort columns on this page EXCLUDE your college.

** T-test: 2-tailed

If a row contains less than 50 respondents, interpret the comparison results cautiously.

Survey of Entering Student Engagement - Pima Community College (2021 Administration)

2021 Benchmark Frequency Distributions - Main Survey

Comparison Group: Extra-Large Colleges in the 2021 Cohort*

Entering Students Only - Breakout by Enrollment Status: Part-Time Students

[Unweighted]

Effective Track to College Readiness (COLLREAD)

Item	Variable	Responses	Your College		Ex-Large Colleges		2021 Cohort	
			Count	Percent	Count	Percent	Count	Percent
Item 12: Think about your experiences from the time of your decision to attend this college through the end of the first three weeks of your first semester/quarter.								
12a. Before I could register for classes, I was required to take a placement test (COMPASS, ASSET, ACCUPLACER, SAT, ACT, etc.) to assess my skills in reading, writing, and/or math [COLLREAD]	REQPTST	Yes	104	53.6	1,058	45.1	6,447	58.8
		No	90	46.4	1,290	54.9	4,522	41.2
		Total	194	100.0	2,348	100.0	10,969	100.0
12b. I took a placement test (COMPASS, ASSET, ACCUPLACER, SAT, ACT, etc.) [COLLREAD]	TKPTST	Yes	97	51.6	1,201	52.6	6,985	65.2
		No	91	48.4	1,081	47.4	3,720	34.8
		Total	188	100.0	2,282	100.0	10,705	100.0
Item 14								
14. This college required me to enroll in classes indicated by my placement test scores during my first semester/quarter [COLLREAD]	REQCLASS	Yes	72	67.3	764	39.5	4,972	52.4
		No	35	32.7	1,170	60.5	4,513	47.6
		Total	107	100.0	1,934	100.0	9,485	100.0
Item 21: Think about your experiences from the time of your decision to attend this college through the end of the first three weeks of your first semester/quarter. Within a class, or through another experience at this college:								
21a. I learned to improve my study skills (listening, note taking, highlighting readings, working with others, etc.) [COLLREAD]	LNDSTUDY	Strongly disagree	8	4.3	46	1.9	202	1.8
		Disagree	6	3.2	111	4.7	453	4.1
		Neutral	33	17.6	510	21.6	2,235	20.2
		Agree	79	42.2	960	40.7	4,428	40.0
		Strongly agree	61	32.6	734	31.1	3,757	33.9
		Total	187	100.0	2,361	100.0	11,075	100.0
21b. I learned to understand my academic strengths and weaknesses [COLLREAD]	LNDACAWK	Strongly disagree	6	3.2	30	1.3	161	1.5
		Disagree	3	1.6	114	4.8	427	3.9
		Neutral	35	18.7	551	23.4	2,438	22.1
		Agree	82	43.9	1,004	42.7	4,620	41.8
		Strongly agree	61	32.6	655	27.8	3,406	30.8
		Total	187	100.0	2,354	100.0	11,052	100.0
21c. I learned skills and strategies to improve my test-taking ability [COLLREAD]	LNDKLLS	Strongly disagree	9	4.8	59	2.5	315	2.8
		Disagree	14	7.5	234	9.9	1,034	9.4
		Neutral	42	22.5	743	31.5	3,410	30.9
		Agree	73	39.0	775	32.9	3,490	31.6
		Strongly agree	49	26.2	546	23.2	2,804	25.4
		Total	187	100.0	2,357	100.0	11,053	100.0

* The comparison group and cohort columns on this page EXCLUDE your college.

Please see Table 1 for unweighted sample and population values of demographic items.

Survey of Entering Student Engagement - Pima Community College (2021 Administration)

2021 Benchmark Frequency Distributions - Main Survey

Comparison Group: Extra-Large Colleges in the 2021 Cohort*

Entering Students Only - Breakout by Enrollment Status: Full-Time Students

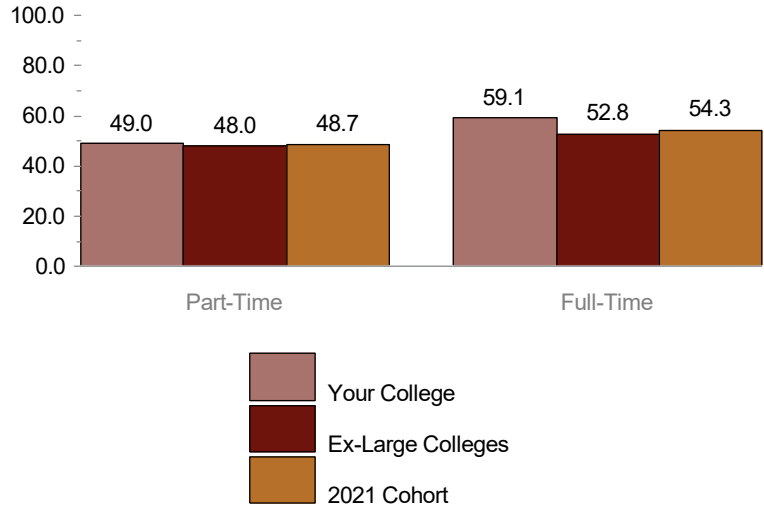
[Unweighted]

Effective Track to College Readiness (COLLREAD)

Item	Variable	Responses	Your College		Ex-Large Colleges		2021 Cohort	
			Count	Percent	Count	Percent	Count	Percent
Item 12: Think about your experiences from the time of your decision to attend this college through the end of the first three weeks of your first semester/quarter.								
12a. Before I could register for classes, I was required to take a placement test (COMPASS, ASSET, ACCUPLACER, SAT, ACT, etc.) to assess my skills in reading, writing, and/or math [COLLREAD]	REQPTST	Yes	189	58.0	2,421	41.9	16,291	57.7
		No	137	42.0	3,362	58.1	11,949	42.3
		Total	326	100.0	5,783	100.0	28,240	100.0
12b. I took a placement test (COMPASS, ASSET, ACCUPLACER, SAT, ACT, etc.) [COLLREAD]	TKPTST	Yes	201	62.8	3,170	55.7	19,071	68.6
		No	119	37.2	2,517	44.3	8,730	31.4
		Total	320	100.0	5,687	100.0	27,801	100.0
Item 14								
14. This college required me to enroll in classes indicated by my placement test scores during my first semester/quarter [COLLREAD]	REQCLASS	Yes	152	70.0	1,669	32.6	11,980	47.4
		No	65	30.0	3,451	67.4	13,312	52.6
		Total	217	100.0	5,120	100.0	25,292	100.0
Item 21: Think about your experiences from the time of your decision to attend this college through the end of the first three weeks of your first semester/quarter. Within a class, or through another experience at this college:								
21a. I learned to improve my study skills (listening, note taking, highlighting readings, working with others, etc.) [COLLREAD]	LNDSTUDY	Strongly disagree	5	1.6	98	1.7	437	1.5
		Disagree	15	4.7	248	4.2	1,171	4.1
		Neutral	48	14.9	1,174	20.1	5,286	18.6
		Agree	116	36.0	2,398	41.1	11,492	40.3
		Strongly agree	138	42.9	1,922	32.9	10,096	35.4
		Total	322	100.0	5,840	100.0	28,482	100.0
21b. I learned to understand my academic strengths and weaknesses [COLLREAD]	LNDACAWK	Strongly disagree	3	0.9	86	1.5	334	1.2
		Disagree	4	1.2	282	4.8	1,103	3.9
		Neutral	50	15.5	1,264	21.7	5,655	19.9
		Agree	118	36.6	2,458	42.1	12,150	42.7
		Strongly agree	147	45.7	1,745	29.9	9,213	32.4
		Total	322	100.0	5,835	100.0	28,455	100.0
21c. I learned skills and strategies to improve my test-taking ability [COLLREAD]	LNDKLLS	Strongly disagree	6	1.9	179	3.1	833	2.9
		Disagree	16	5.0	676	11.6	2,889	10.2
		Neutral	72	22.4	1,808	31.0	8,514	29.9
		Agree	110	34.2	1,792	30.7	8,790	30.9
		Strongly agree	118	36.6	1,379	23.6	7,427	26.1
		Total	322	100.0	5,834	100.0	28,453	100.0

* The comparison group and cohort columns on this page EXCLUDE your college.
Please see Table 1 for unweighted sample and population values of demographic items.

Survey of Entering Student Engagement
Pima Community College (2021 Administration)
2021 Benchmark Bar Chart - Main Survey
 Comparison Group: Extra-Large Colleges in the 2021 Cohort*
 Entering Students Only - Breakout by Enrollment Status
 [Unweighted]
 Engaged Learning (ENGAGLRN)



* The comparison group and cohort bars on this page INCLUDE your college.

Survey of Entering Student Engagement - Pima Community College (2021 Administration)
2021 Benchmark Means Report - Main Survey

Comparison Group: Extra-Large Colleges in the 2021 Cohort*

Entering Students Only - Breakout by Enrollment Status

[Unweighted]

Engaged Learning (ENGAGLRN)

Item	Variable	Breakout Group	Your College	Ex-Large Colleges		2021 Cohort	
			Mean	Mean	Effect Size**	Mean	Effect Size**
Item 19: During the first three weeks of your first semester/quarter at this college, about how often did you do the following?							
1 = Never, 2 = Once, 3 = Two or three times, 4 = Four or more times							
19a. Ask questions in class or contribute to class discussions [ENGAGLRN]	ASKQUES	Part-time	3.12	2.78	0.37**	2.79	0.36**
		Full-time	3.13	2.82	0.34**	2.88	0.28**
19b. Prepare at least two drafts of a paper or assignment before turning it in [ENGAGLRN]	PREPDRFT	Part-time	2.20	2.11		2.12	
		Full-time	2.32	2.13	0.20**	2.15	
19e. Participate in supplemental instruction (extra class sessions with an instructor, tutor, or experienced student) [ENGAGLRN]	SUPINSTR	Part-time	1.42	1.53		1.51	
		Full-time	1.63	1.58		1.55	
19g. Work with other students on a project or assignment during class [ENGAGLRN]	PINCLASS	Part-time	2.07	2.16		2.20	
		Full-time	2.43	2.41		2.40	
19h. Work with classmates outside of class on class projects or assignments [ENGAGLRN]	PREPOUTC	Part-time	1.37	1.49		1.48	
		Full-time	1.58	1.60		1.66	
19i. Participate in a required study group outside of class [ENGAGLRN]	GRPSTUDY	Part-time	1.12	1.24		1.25	
		Full-time	1.26	1.29		1.31	
19j. Participate in a student-initiated (not required) study group outside of class [ENGAGLRN]	NRGSTUDY	Part-time	1.16	1.28		1.25	
		Full-time	1.36	1.33		1.35	
19k. Use an electronic tool (e-mail, text messaging, Facebook, MySpace, class Web site, etc.) to communicate with another student about coursework [ENGAGLRN]	USEINTMG	Part-time	1.95	2.14		2.06	
		Full-time	2.29	2.44		2.35	
19l. Use an electronic tool (e-mail, text messaging, Facebook, MySpace, class Web site, etc.) to communicate with an instructor about coursework [ENGAGLRN]	MAILFAC	Part-time	2.73	2.41	0.30**	2.36	0.35**
		Full-time	2.77	2.48	0.27**	2.54	0.22**
19m. Discuss an assignment or grade with an instructor [ENGAGLRN]	FACASSN	Part-time	1.96	2.02		2.06	
		Full-time	2.26	2.03	0.24**	2.13	
19n. Ask for help from an instructor regarding questions or problems related to a class [ENGAGLRN]	CLASSREL	Part-time	2.38	2.26		2.32	
		Full-time	2.61	2.35	0.27**	2.43	
19o. Receive prompt written or oral feedback from instructors on your performance [ENGAGLRN]	FEEDBACK	Part-time	2.92	2.44	0.46**	2.41	0.49**
		Full-time	3.13	2.55	0.56**	2.58	0.54**
19q. Discuss ideas from your readings or classes with instructors outside of class [ENGAGLRN]	FACIDOC	Part-time	1.62	1.56		1.56	
		Full-time	1.88	1.60	0.31**	1.65	0.25**

* The comparison group and cohort columns on this page EXCLUDE your college.

** T-test: 2-tailed

If a row contains less than 50 respondents, interpret the comparison results cautiously.

Survey of Entering Student Engagement - Pima Community College (2021 Administration)

2021 Benchmark Means Report - Main Survey

Comparison Group: Extra-Large Colleges in the 2021 Cohort*

Entering Students Only - Breakout by Enrollment Status

[Unweighted]

Engaged Learning (ENGAGLRN)

Item	Variable	Breakout Group	Your College	Ex-Large Colleges		2021 Cohort	
			Mean	Mean	Effect Size**	Mean	Effect Size**
Item 20.2: Think about your experiences from the time of your decision to attend this college through the end of the first three weeks of your first semester/quarter. How often did you use the following services?							
1 = Never, 2 = Once, 3 = Two or three times, 4 = Four or more times							
20.2d. Face-to-face tutoring [ENGAGLRN]	FFTUSE	Part-time	1.18	1.26		1.27	
		Full-time	1.27	1.29		1.28	
20.2f. Writing, math, or other skill lab [ENGAGLRN]	SKLABUSE	Part-time	1.28	1.43		1.48	
		Full-time	1.42	1.47		1.50	
20.2h. Computer lab [ENGAGLRN]	COMLBUSE	Part-time	1.21	1.54	-0.36**	1.69	-0.47**
		Full-time	1.41	1.62		1.74	-0.31**

* The comparison group and cohort columns on this page EXCLUDE your college.

** T-test: 2-tailed

If a row contains less than 50 respondents, interpret the comparison results cautiously.

Survey of Entering Student Engagement - Pima Community College (2021 Administration)

2021 Benchmark Frequency Distributions - Main Survey

Comparison Group: Extra-Large Colleges in the 2021 Cohort*

Entering Students Only - Breakout by Enrollment Status: Part-Time Students

[Unweighted]

Engaged Learning (ENGAGLRN)

Item	Variable	Responses	Your College		Ex-Large Colleges		2021 Cohort	
			Count	Percent	Count	Percent	Count	Percent
Item 19: During the first three weeks of your first semester/quarter at this college, about how often did you do the following?								
19a. Ask questions in class or contribute to class discussions [ENGAGLRN]	ASKQUES	Never	10	5.0	245	10.0	1,187	10.4
		Once	29	14.6	609	24.9	2,654	23.4
		Two or three times	88	44.2	1,030	42.2	4,912	43.2
		Four or more times	72	36.2	557	22.8	2,611	23.0
		Total	199	100.0	2,441	100.0	11,364	100.0
19b. Prepare at least two drafts of a paper or assignment before turning it in [ENGAGLRN]	PREPDRFT	Never	71	35.7	751	31.1	3,533	31.4
		Once	44	22.1	821	34.0	3,738	33.2
		Two or three times	58	29.1	672	27.8	3,099	27.5
		Four or more times	26	13.1	174	7.2	881	7.8
		Total	199	100.0	2,418	100.0	11,251	100.0
19e. Participate in supplemental instruction (extra class sessions with an instructor, tutor, or experienced student) [ENGAGLRN]	SUPINSTR	Never	152	76.4	1,662	68.2	7,758	68.6
		Once	21	10.6	397	16.3	1,843	16.3
		Two or three times	16	8.0	249	10.2	1,192	10.5
		Four or more times	10	5.0	129	5.3	523	4.6
		Total	199	100.0	2,437	100.0	11,316	100.0
19g. Work with other students on a project or assignment during class [ENGAGLRN]	PINCLASS	Never	93	47.0	869	35.8	3,885	34.4
		Once	26	13.1	560	23.1	2,683	23.7
		Two or three times	52	26.3	726	29.9	3,322	29.4
		Four or more times	27	13.6	270	11.1	1,416	12.5
		Total	198	100.0	2,425	100.0	11,306	100.0
19h. Work with classmates outside of class on class projects or assignments [ENGAGLRN]	PREPOUTC	Never	151	76.3	1,674	69.1	7,908	70.1
		Once	25	12.6	403	16.6	1,769	15.7
		Two or three times	17	8.6	252	10.4	1,160	10.3
		Four or more times	5	2.5	92	3.8	436	3.9
		Total	198	100.0	2,421	100.0	11,273	100.0
19i. Participate in a required study group outside of class [ENGAGLRN]	GRPSTUDY	Never	182	91.9	2,061	84.8	9,566	84.6
		Once	10	5.1	199	8.2	918	8.1
		Two or three times	4	2.0	132	5.4	583	5.2
		Four or more times	2	1.0	38	1.6	241	2.1
		Total	198	100.0	2,430	100.0	11,308	100.0
19j. Participate in a student-initiated (not required) study group outside of class [ENGAGLRN]	NRGSTUDY	Never	177	89.8	1,986	82.4	9,454	84.1
		Once	12	6.1	236	9.8	990	8.8
		Two or three times	5	2.5	126	5.2	546	4.9
		Four or more times	3	1.5	63	2.6	253	2.3
		Total	197	100.0	2,411	100.0	11,243	100.0

* The comparison group and cohort columns on this page EXCLUDE your college.
Please see Table 1 for unweighted sample and population values of demographic items.

Survey of Entering Student Engagement - Pima Community College (2021 Administration)

2021 Benchmark Frequency Distributions - Main Survey

Comparison Group: Extra-Large Colleges in the 2021 Cohort*

Entering Students Only - Breakout by Enrollment Status: Part-Time Students

[Unweighted]

Engaged Learning (ENGAGLRN)

Item	Variable	Responses	Your College		Ex-Large Colleges		2021 Cohort	
			Count	Percent	Count	Percent	Count	Percent
Item 19: During the first three weeks of your first semester/quarter at this college, about how often did you do the following?								
19k. Use an electronic tool (e-mail, text messaging, Facebook, MySpace, class Web site, etc.) to communicate with another student about coursework [ENGAGLRN]	USEINTMG	Never	103	51.8	994	40.9	5,027	44.5
		Once	34	17.1	513	21.1	2,328	20.6
		Two or three times	31	15.6	501	20.6	2,184	19.3
		Four or more times	31	15.6	420	17.3	1,763	15.6
		Total	199	100.0	2,428	100.0	11,302	100.0
19l. Use an electronic tool (e-mail, text messaging, Facebook, MySpace, class Web site, etc.) to communicate with an instructor about coursework [ENGAGLRN]	MAILFAC	Never	40	20.0	644	26.7	3,210	28.6
		Once	33	16.5	572	23.7	2,764	24.6
		Two or three times	68	34.0	752	31.2	3,326	29.6
		Four or more times	59	29.5	445	18.4	1,938	17.2
		Total	200	100.0	2,413	100.0	11,238	100.0
19m. Discuss an assignment or grade with an instructor [ENGAGLRN]	FACASSN	Never	79	39.5	889	36.8	3,878	34.4
		Once	62	31.0	783	32.4	3,721	33.0
		Two or three times	48	24.0	559	23.1	2,825	25.1
		Four or more times	11	5.5	187	7.7	848	7.5
		Total	200	100.0	2,418	100.0	11,272	100.0
19n. Ask for help from an instructor regarding questions or problems related to a class [ENGAGLRN]	CLASSREL	Never	44	22.2	655	27.1	2,765	24.5
		Once	58	29.3	738	30.5	3,457	30.7
		Two or three times	72	36.4	774	32.0	3,692	32.8
		Four or more times	24	12.1	251	10.4	1,352	12.0
		Total	198	100.0	2,418	100.0	11,266	100.0
19o. Receive prompt written or oral feedback from instructors on your performance [ENGAGLRN]	FEEDBACK	Never	28	14.1	596	24.7	2,794	24.8
		Once	33	16.7	610	25.2	2,977	26.4
		Two or three times	64	32.3	763	31.6	3,538	31.4
		Four or more times	73	36.9	448	18.5	1,954	17.3
		Total	198	100.0	2,417	100.0	11,263	100.0
19q. Discuss ideas from your readings or classes with instructors outside of class [ENGAGLRN]	FACIDOC	Never	125	62.8	1,601	66.5	7,417	65.9
		Once	37	18.6	410	17.0	1,952	17.3
		Two or three times	24	12.1	257	10.7	1,251	11.1
		Four or more times	13	6.5	140	5.8	635	5.6
		Total	199	100.0	2,408	100.0	11,255	100.0
Item 20.2: Think about your experiences from the time of your decision to attend this college through the end of the first three weeks of your first semester/quarter. How often did you use the following services?								
20.2d. Face-to-face tutoring [ENGAGLRN]	FFTUSE	Never	138	91.4	1,757	85.5	8,347	84.1
		Once	4	2.6	129	6.3	810	8.2
		Two or three times	4	2.6	103	5.0	472	4.8
		Four or more times	5	3.3	66	3.2	297	3.0
		Total	151	100.0	2,055	100.0	9,926	100.0

* The comparison group and cohort columns on this page EXCLUDE your college.

Please see Table 1 for unweighted sample and population values of demographic items.

Survey of Entering Student Engagement - Pima Community College (2021 Administration)

2021 Benchmark Frequency Distributions - Main Survey

Comparison Group: Extra-Large Colleges in the 2021 Cohort*

Entering Students Only - Breakout by Enrollment Status: Part-Time Students

[Unweighted]

Engaged Learning (ENGAGLRN)

Item	Variable	Responses	Your College		Ex-Large Colleges		2021 Cohort	
			Count	Percent	Count	Percent	Count	Percent
Item 20.2: Think about your experiences from the time of your decision to attend this college through the end of the first three weeks of your first semester/quarter. How often did you use the following services?								
20.2f. Writing, math, or other skill lab [ENGAGLRN]	SKLABUSE	Never	92	82.1	1,475	76.4	6,999	74.6
		Once	12	10.7	199	10.3	975	10.4
		Two or three times	5	4.5	132	6.8	740	7.9
		Four or more times	3	2.7	124	6.4	672	7.2
		Total	112	100.0	1,930	100.0	9,386	100.0
20.2h. Computer lab [ENGAGLRN]	COMLBUSE	Never	96	87.3	1,386	70.5	6,135	63.4
		Once	7	6.4	244	12.4	1,397	14.4
		Two or three times	5	4.5	196	10.0	1,143	11.8
		Four or more times	2	1.8	141	7.2	1,000	10.3
		Total	110	100.0	1,967	100.0	9,675	100.0

* The comparison group and cohort columns on this page EXCLUDE your college.
Please see Table 1 for unweighted sample and population values of demographic items.

Survey of Entering Student Engagement - Pima Community College (2021 Administration)

2021 Benchmark Frequency Distributions - Main Survey

Comparison Group: Extra-Large Colleges in the 2021 Cohort*

Entering Students Only - Breakout by Enrollment Status: Full-Time Students

[Unweighted]

Engaged Learning (ENGAGLRN)

Item	Variable	Responses	Your College		Ex-Large Colleges		2021 Cohort	
			Count	Percent	Count	Percent	Count	Percent
Item 19: During the first three weeks of your first semester/quarter at this college, about how often did you do the following?								
19a. Ask questions in class or contribute to class discussions [ENGAGLRN]	ASKQUES	Never	17	5.0	541	9.0	2,234	7.7
		Once	50	14.8	1,414	23.6	6,306	21.6
		Two or three times	142	42.1	2,588	43.2	13,220	45.4
		Four or more times	128	38.0	1,442	24.1	7,391	25.4
		Total	337	100.0	5,985	100.0	29,151	100.0
19b. Prepare at least two drafts of a paper or assignment before turning it in [ENGAGLRN]	PREPDRFT	Never	86	25.7	1,768	29.7	8,599	29.7
		Once	94	28.1	2,077	34.9	9,778	33.7
		Two or three times	116	34.6	1,653	27.8	8,373	28.9
		Four or more times	39	11.6	457	7.7	2,241	7.7
		Total	335	100.0	5,955	100.0	28,991	100.0
19e. Participate in supplemental instruction (extra class sessions with an instructor, tutor, or experienced student) [ENGAGLRN]	SUPINSTR	Never	209	62.2	3,850	64.4	19,382	66.6
		Once	62	18.5	1,066	17.8	4,938	17.0
		Two or three times	47	14.0	767	12.8	3,375	11.6
		Four or more times	18	5.4	295	4.9	1,404	4.8
		Total	336	100.0	5,978	100.0	29,099	100.0
19g. Work with other students on a project or assignment during class [ENGAGLRN]	PINCLASS	Never	105	31.3	1,522	25.5	7,525	25.9
		Once	49	14.6	1,418	23.8	6,880	23.7
		Two or three times	114	34.0	2,090	35.0	10,178	35.0
		Four or more times	67	20.0	938	15.7	4,493	15.5
		Total	335	100.0	5,968	100.0	29,076	100.0
19h. Work with classmates outside of class on class projects or assignments [ENGAGLRN]	PREPOUTC	Never	224	66.9	3,755	63.2	17,719	61.2
		Once	46	13.7	1,109	18.7	5,291	18.3
		Two or three times	48	14.3	782	13.2	4,191	14.5
		Four or more times	17	5.1	298	5.0	1,775	6.1
		Total	335	100.0	5,944	100.0	28,976	100.0
19i. Participate in a required study group outside of class [ENGAGLRN]	GRPSTUDY	Never	279	83.8	4,924	82.3	23,709	81.5
		Once	26	7.8	530	8.9	2,626	9.0
		Two or three times	24	7.2	373	6.2	1,820	6.3
		Four or more times	4	1.2	155	2.6	925	3.2
		Total	333	100.0	5,982	100.0	29,080	100.0
19j. Participate in a student-initiated (not required) study group outside of class [ENGAGLRN]	NRGSTUDY	Never	261	78.4	4,728	79.6	22,799	78.8
		Once	35	10.5	629	10.6	3,119	10.8
		Two or three times	26	7.8	398	6.7	2,001	6.9
		Four or more times	11	3.3	187	3.1	1,019	3.5
		Total	333	100.0	5,942	100.0	28,938	100.0

* The comparison group and cohort columns on this page EXCLUDE your college.

Please see Table 1 for unweighted sample and population values of demographic items.

Survey of Entering Student Engagement - Pima Community College (2021 Administration)

2021 Benchmark Frequency Distributions - Main Survey

Comparison Group: Extra-Large Colleges in the 2021 Cohort*

Entering Students Only - Breakout by Enrollment Status: Full-Time Students

[Unweighted]

Engaged Learning (ENGAGLRN)

Item	Variable	Responses	Your College		Ex-Large Colleges		2021 Cohort	
			Count	Percent	Count	Percent	Count	Percent
Item 19: During the first three weeks of your first semester/quarter at this college, about how often did you do the following?								
19k. Use an electronic tool (e-mail, text messaging, Facebook, MySpace, class Web site, etc.) to communicate with another student about coursework [ENGAGLRN]	USEINTMG	Never	125	37.4	1,766	29.6	9,596	33.0
		Once	64	19.2	1,276	21.4	6,085	20.9
		Two or three times	69	20.7	1,486	24.9	6,980	24.0
		Four or more times	76	22.8	1,444	24.2	6,444	22.1
		Total	334	100.0	5,972	100.0	29,105	100.0
19l. Use an electronic tool (e-mail, text messaging, Facebook, MySpace, class Web site, etc.) to communicate with an instructor about coursework [ENGAGLRN]	MAILFAC	Never	59	17.7	1,496	25.2	6,477	22.4
		Once	56	16.8	1,376	23.2	6,783	23.4
		Two or three times	121	36.2	1,821	30.6	9,285	32.1
		Four or more times	98	29.3	1,250	21.0	6,398	22.1
		Total	334	100.0	5,943	100.0	28,943	100.0
19m. Discuss an assignment or grade with an instructor [ENGAGLRN]	FACASSN	Never	89	26.6	2,201	36.9	9,217	31.7
		Once	113	33.8	1,842	30.9	9,340	32.2
		Two or three times	87	26.0	1,435	24.1	7,885	27.1
		Four or more times	45	13.5	485	8.1	2,608	9.0
		Total	334	100.0	5,963	100.0	29,050	100.0
19n. Ask for help from an instructor regarding questions or problems related to a class [ENGAGLRN]	CLASSREL	Never	63	18.9	1,432	24.0	6,144	21.2
		Once	71	21.3	1,773	29.7	8,479	29.2
		Two or three times	132	39.5	1,996	33.4	10,201	35.1
		Four or more times	68	20.4	767	12.9	4,198	14.5
		Total	334	100.0	5,968	100.0	29,022	100.0
19o. Receive prompt written or oral feedback from instructors on your performance [ENGAGLRN]	FEEDBACK	Never	27	8.1	1,229	20.6	5,558	19.2
		Once	52	15.7	1,478	24.8	7,164	24.7
		Two or three times	104	31.3	2,011	33.8	10,318	35.6
		Four or more times	149	44.9	1,234	20.7	5,963	20.6
		Total	332	100.0	5,952	100.0	29,003	100.0
19q. Discuss ideas from your readings or classes with instructors outside of class [ENGAGLRN]	FACIDOC	Never	175	52.7	3,821	64.1	17,800	61.4
		Once	61	18.4	1,063	17.8	5,490	18.9
		Two or three times	56	16.9	741	12.4	3,892	13.4
		Four or more times	40	12.0	339	5.7	1,825	6.3
		Total	332	100.0	5,964	100.0	29,007	100.0
Item 20.2: Think about your experiences from the time of your decision to attend this college through the end of the first three weeks of your first semester/quarter. How often did you use the following services?								
20.2d. Face-to-face tutoring [ENGAGLRN]	FFTUSE	Never	239	83.3	4,371	82.3	22,012	83.2
		Once	26	9.1	484	9.1	2,360	8.9
		Two or three times	15	5.2	295	5.6	1,285	4.9
		Four or more times	7	2.4	162	3.0	784	3.0
		Total	287	100.0	5,312	100.0	26,441	100.0

* The comparison group and cohort columns on this page EXCLUDE your college.

Please see Table 1 for unweighted sample and population values of demographic items.

Survey of Entering Student Engagement - Pima Community College (2021 Administration)

2021 Benchmark Frequency Distributions - Main Survey

Comparison Group: Extra-Large Colleges in the 2021 Cohort*

Entering Students Only - Breakout by Enrollment Status: Full-Time Students

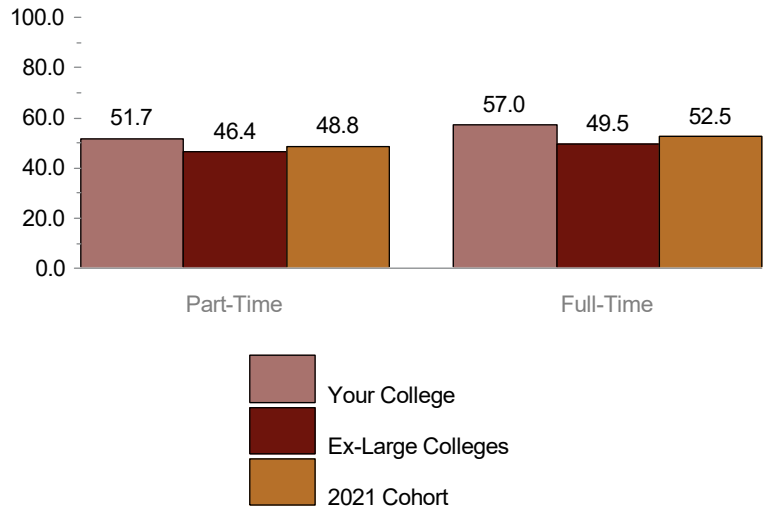
[Unweighted]

Engaged Learning (ENGAGLRN)

Item	Variable	Responses	Your College		Ex-Large Colleges		2021 Cohort	
			Count	Percent	Count	Percent	Count	Percent
Item 20.2: Think about your experiences from the time of your decision to attend this college through the end of the first three weeks of your first semester/quarter. How often did you use the following services?								
20.2f. Writing, math, or other skill lab [ENGAGLRN]	SKLABUSE	Never	159	74.3	3,783	73.5	18,434	73.3
		Once	30	14.0	645	12.5	2,831	11.3
		Two or three times	16	7.5	390	7.6	2,033	8.1
		Four or more times	9	4.2	329	6.4	1,854	7.4
		Total	214	100.0	5,147	100.0	25,152	100.0
20.2h. Computer lab [ENGAGLRN]	COMLBUSE	Never	171	77.4	3,439	66.4	15,798	61.3
		Once	22	10.0	727	14.0	3,764	14.6
		Two or three times	15	6.8	547	10.6	3,276	12.7
		Four or more times	13	5.9	466	9.0	2,934	11.4
		Total	221	100.0	5,179	100.0	25,772	100.0

* The comparison group and cohort columns on this page EXCLUDE your college.
Please see Table 1 for unweighted sample and population values of demographic items.

Survey of Entering Student Engagement
Pima Community College (2021 Administration)
2021 Benchmark Bar Chart - Main Survey
Comparison Group: Extra-Large Colleges in the 2021 Cohort*
Entering Students Only - Breakout by Enrollment Status
[Unweighted]
Academic and Social Support (ACSOCSUP)



* The comparison group and cohort bars on this page INCLUDE your college.

Survey of Entering Student Engagement - Pima Community College (2021 Administration)

2021 Benchmark Means Report - Main Survey

Comparison Group: Extra-Large Colleges in the 2021 Cohort*

Entering Students Only - Breakout by Enrollment Status

[Unweighted]

Academic and Social Support (ACSOCSUP)

Item	Variable	Breakout Group	Your College	Ex-Large Colleges		2021 Cohort	
			Mean	Mean	Effect Size**	Mean	Effect Size**
Item 18: Think about your experiences from the time of your decision to attend this college through the end of the first three weeks of your first semester/quarter.							
1 = Strongly disagree, 2 = Disagree, 3 = Neutral, 4 = Agree, 5 = Strongly agree							
18l. All instructors clearly explained academic and student support services available at this college [ACSOCSUP]	RESOURCE	Part-time	3.95	3.91		3.95	
		Full-time	4.14	3.93	0.22**	3.98	
18m. All instructors clearly explained course grading policies [ACSOCSUP]	GRADEPOL	Part-time	4.32	4.26		4.26	
		Full-time	4.41	4.30		4.31	
18n. All instructors clearly explained course syllabi (syllabuses) [ACSOCSUP]	SYLLABI	Part-time	4.40	4.35		4.35	
		Full-time	4.51	4.38		4.39	
18o. I knew how to get in touch with my instructors outside of class [ACSOCSUP]	FACMEET	Part-time	4.44	4.32		4.31	
		Full-time	4.55	4.30	0.32**	4.35	0.27**
18q. At least one other student whom I didn't previously know learned my name [ACSOCSUP]	OSTUDNAM	Part-time	3.87	3.73		3.83	
		Full-time	4.07	3.96		4.07	
18r. At least one instructor learned my name [ACSOCSUP]	FACNAM	Part-time	4.34	4.05	0.29**	4.17	
		Full-time	4.42	4.13	0.30**	4.29	
18s. I learned the name of at least one other student in most of my classes [ACSOCSUP]	STUNAM	Part-time	4.19	3.97		4.06	
		Full-time	4.30	4.14		4.22	

* The comparison group and cohort columns on this page EXCLUDE your college.

** T-test: 2-tailed

If a row contains less than 50 respondents, interpret the comparison results cautiously.

Survey of Entering Student Engagement - Pima Community College (2021 Administration)

2021 Benchmark Frequency Distributions - Main Survey

Comparison Group: Extra-Large Colleges in the 2021 Cohort*

Entering Students Only - Breakout by Enrollment Status: Part-Time Students

[Unweighted]

Academic and Social Support (ACSOCSUP)

Item	Variable	Responses	Your College		Ex-Large Colleges		2021 Cohort	
			Count	Percent	Count	Percent	Count	Percent
Item 18: Think about your experiences from the time of your decision to attend this college through the end of the first three weeks of your first semester/quarter.								
18l. All instructors clearly explained academic and student support services available at this college [ACSOCSUP]	RESOURCE	Strongly disagree	1	0.5	38	1.6	166	1.5
		Disagree	15	7.6	160	6.7	725	6.5
		Neutral	40	20.2	498	20.8	2,150	19.3
		Agree	79	39.9	984	41.0	4,599	41.2
		Strongly agree	63	31.8	720	30.0	3,524	31.6
		Total	198	100.0	2,400	100.0	11,164	100.0
18m. All instructors clearly explained course grading policies [ACSOCSUP]	GRADEPOL	Strongly disagree	1	0.5	14	0.6	77	0.7
		Disagree	4	2.0	50	2.1	283	2.5
		Neutral	17	8.5	263	10.9	1,151	10.3
		Agree	86	43.2	1,052	43.7	4,772	42.6
		Strongly agree	91	45.7	1,030	42.8	4,906	43.8
		Total	199	100.0	2,409	100.0	11,189	100.0
18n. All instructors clearly explained course syllabi (syllabuses) [ACSOCSUP]	SYLLABI	Strongly disagree	1	0.5	12	0.5	59	0.5
		Disagree	2	1.0	44	1.8	215	1.9
		Neutral	14	7.0	200	8.3	948	8.5
		Agree	82	41.2	982	40.9	4,525	40.6
		Strongly agree	100	50.3	1,162	48.4	5,408	48.5
		Total	199	100.0	2,400	100.0	11,155	100.0
18o. I knew how to get in touch with my instructors outside of class [ACSOCSUP]	FACMEET	Strongly disagree	1	0.5	21	0.9	82	0.7
		Disagree	2	1.0	43	1.8	258	2.3
		Neutral	14	7.0	214	8.9	1,026	9.2
		Agree	74	37.2	1,000	41.5	4,594	41.1
		Strongly agree	108	54.3	1,129	46.9	5,230	46.7
		Total	199	100.0	2,407	100.0	11,190	100.0
18q. At least one other student whom I didn't previously know learned my name [ACSOCSUP]	OSTUDNAM	Strongly disagree	8	4.0	153	6.4	581	5.2
		Disagree	16	8.1	240	10.0	1,081	9.7
		Neutral	38	19.2	447	18.6	1,841	16.4
		Agree	67	33.8	829	34.5	3,874	34.6
		Strongly agree	69	34.8	737	30.6	3,825	34.1
		Total	198	100.0	2,406	100.0	11,202	100.0
18r. At least one instructor learned my name [ACSOCSUP]	FACNAM	Strongly disagree	1	0.5	59	2.5	218	2.0
		Disagree	5	2.5	132	5.5	458	4.1
		Neutral	21	10.6	351	14.7	1,300	11.7
		Agree	71	35.7	930	38.9	4,345	39.0
		Strongly agree	101	50.8	920	38.5	4,812	43.2
		Total	199	100.0	2,392	100.0	11,133	100.0

* The comparison group and cohort columns on this page EXCLUDE your college.
Please see Table 1 for unweighted sample and population values of demographic items.

Survey of Entering Student Engagement - Pima Community College (2021 Administration)

2021 Benchmark Frequency Distributions - Main Survey

Comparison Group: Extra-Large Colleges in the 2021 Cohort*

Entering Students Only - Breakout by Enrollment Status: Part-Time Students

[Unweighted]

Academic and Social Support (ACSOCSUP)

Item	Variable	Responses	Your College		Ex-Large Colleges		2021 Cohort	
			Count	Percent	Count	Percent	Count	Percent
Item 18: Think about your experiences from the time of your decision to attend this college through the end of the first three weeks of your first semester/quarter.								
18s. I learned the name of at least one other student in most of my classes [ACSOCSUP]	STUNAM	Strongly disagree	5	2.5	96	4.0	352	3.1
		Disagree	11	5.6	191	7.9	759	6.8
		Neutral	17	8.6	299	12.4	1,332	11.9
		Agree	74	37.4	917	38.1	4,187	37.4
		Strongly agree	91	46.0	901	37.5	4,570	40.8
		Total	198	100.0	2,404	100.0	11,200	100.0

* The comparison group and cohort columns on this page EXCLUDE your college.
Please see Table 1 for unweighted sample and population values of demographic items.

Survey of Entering Student Engagement - Pima Community College (2021 Administration)

2021 Benchmark Frequency Distributions - Main Survey

Comparison Group: Extra-Large Colleges in the 2021 Cohort*

Entering Students Only - Breakout by Enrollment Status: Full-Time Students

[Unweighted]

Academic and Social Support (ACSOCSUP)

Item	Variable	Responses	Your College		Ex-Large Colleges		2021 Cohort	
			Count	Percent	Count	Percent	Count	Percent
Item 18: Think about your experiences from the time of your decision to attend this college through the end of the first three weeks of your first semester/quarter.								
18l. All instructors clearly explained academic and student support services available at this college [ACSOCSUP]	RESOURCE	Strongly disagree	3	0.9	94	1.6	427	1.5
		Disagree	16	4.8	432	7.3	1,922	6.7
		Neutral	47	14.0	1,111	18.8	5,046	17.5
		Agree	134	39.9	2,422	41.1	11,725	40.7
		Strongly agree	136	40.5	1,838	31.2	9,659	33.6
		Total	336	100.0	5,897	100.0	28,779	100.0
18m. All instructors clearly explained course grading policies [ACSOCSUP]	GRADEPOL	Strongly disagree	3	0.9	19	0.3	158	0.5
		Disagree	7	2.1	130	2.2	627	2.2
		Neutral	15	4.5	539	9.1	2,547	8.8
		Agree	135	40.4	2,617	44.3	12,370	43.0
		Strongly agree	174	52.1	2,604	44.1	13,092	45.5
		Total	334	100.0	5,909	100.0	28,794	100.0
18n. All instructors clearly explained course syllabi (syllabuses) [ACSOCSUP]	SYLLABI	Strongly disagree	0	N/A	25	0.4	121	0.4
		Disagree	5	1.5	99	1.7	509	1.8
		Neutral	11	3.3	430	7.3	2,054	7.1
		Agree	127	37.7	2,393	40.6	11,522	40.1
		Strongly agree	194	57.6	2,947	50.0	14,540	50.6
		Total	337	100.0	5,894	100.0	28,746	100.0
18o. I knew how to get in touch with my instructors outside of class [ACSOCSUP]	FACMEET	Strongly disagree	0	N/A	45	0.8	169	0.6
		Disagree	1	0.3	129	2.2	511	1.8
		Neutral	14	4.2	506	8.6	2,302	8.0
		Agree	119	35.5	2,533	42.8	11,905	41.3
		Strongly agree	201	60.0	2,702	45.7	13,942	48.4
		Total	335	100.0	5,915	100.0	28,829	100.0
18q. At least one other student whom I didn't previously know learned my name [ACSOCSUP]	OSTUDNAM	Strongly disagree	10	3.0	252	4.3	966	3.4
		Disagree	24	7.1	471	8.0	1,927	6.7
		Neutral	48	14.3	822	13.9	3,536	12.3
		Agree	104	31.0	2,097	35.5	9,999	34.7
		Strongly agree	150	44.6	2,273	38.4	12,392	43.0
		Total	336	100.0	5,915	100.0	28,820	100.0
18r. At least one instructor learned my name [ACSOCSUP]	FACNAM	Strongly disagree	2	0.6	162	2.8	453	1.6
		Disagree	4	1.2	297	5.1	919	3.2
		Neutral	34	10.1	679	11.6	2,573	9.0
		Agree	106	31.5	2,207	37.6	10,592	36.9
		Strongly agree	191	56.7	2,530	43.1	14,136	49.3
		Total	337	100.0	5,875	100.0	28,673	100.0

* The comparison group and cohort columns on this page EXCLUDE your college.
Please see Table 1 for unweighted sample and population values of demographic items.

Survey of Entering Student Engagement - Pima Community College (2021 Administration)

2021 Benchmark Frequency Distributions - Main Survey

Comparison Group: Extra-Large Colleges in the 2021 Cohort*

Entering Students Only - Breakout by Enrollment Status: Full-Time Students

[Unweighted]

Academic and Social Support (ACSOCSUP)

Item	Variable	Responses	Your College		Ex-Large Colleges		2021 Cohort	
			Count	Percent	Count	Percent	Count	Percent
Item 18: Think about your experiences from the time of your decision to attend this college through the end of the first three weeks of your first semester/quarter.								
18s. I learned the name of at least one other student in most of my classes [ACSOCSUP]	STUNAM	Strongly disagree	7	2.1	164	2.8	641	2.2
		Disagree	15	4.5	353	6.0	1,414	4.9
		Neutral	26	7.8	603	10.2	2,588	9.0
		Agree	109	32.5	2,166	36.6	10,418	36.1
		Strongly agree	178	53.1	2,631	44.5	13,767	47.8
		Total	335	100.0	5,917	100.0	28,828	100.0

* The comparison group and cohort columns on this page EXCLUDE your college.
Please see Table 1 for unweighted sample and population values of demographic items.