

**i** **This site is being upgraded.** It's an early, in-progress version of an improved ESF Transparency Portal.



U.S. DEPARTMENT OF EDUCATION

# Education Stabilization Fund

ESF / ESF Reporting / HEERF - 068414630 - Year One - Review

## HEERF Fund Annual Report - Year One

Closed

Last Modified: lwright11@pima.edu - 1/27/2021, 8:49:15 AM

← 1 ← 2 ← 3 ← 4 ← 5 ← 6 ← 7 ← 8 ← 9 ← 10 ← 11 **Review**

### Instructions ▾

### PIMA COUNTY COMMUNITY COLLEGE DISTRICT - Review ▴

Expand All

Collapse All

#### General Information ▴

##### Institutional Identifiers and Contact Information:

Institution Name	DUNS #
PIMA COUNTY COMMUNITY COLLEGE DISTRICT	068414630

##### Please identify the OPEID(s) for this institution:

007266-00 //

##### Please report on these HEERF grant PR/Award Numbers:

PR Number 1	Awarded Amount 1
P425E200055 (Student Aid)	\$4,994,525.00

PR Number 2 P425F201359 (Institutional Aid)	Awarded Amount 2 \$4,994,524.00
PR Number 3 P425L200182 (MSIs)	Awarded Amount 3 \$646,190.00
<b>Total Awarded Amount</b>	<b>Total Awarded Amount \$10,635,239.00</b>

Who is the lead contact for this annual data collection?

Name

Laurie Wright

Title

Telephone

(520) 206-4308

E-mail

lwright11@pima.edu

## Funds Expended



1) Did you expend all of your HEERF funds prior to the end of the reporting period, making this your final annual report? \*

Yes

No

## Websites




2) Reporting on institution websites:

a) CARES HEERF quarterly reporting webpage <https://pima.edu/news/coronavirus/heerf>  
URL:

b) Student Portion Reporting: Provide all active website URLs posted by your campus, or by the institution on behalf of your campus(es), as required by the August 31 notice in the Federal

Register  (including any URLs that are still active that provide archived information).


https://pima.edu/news/coronavirus/heerf

c) Institutional Portion, (a)(2), and (a)(3) Reporting: Provide all active website URLs posted by your campus, or by institutions on behalf of your campus(es) as required by the quarterly Higher Education Emergency Relief Fund (HEERF) Data Collection Form  (including any URLs that are still active that provide archived information).

https://pima.edu/news/coronavirus/heerf

## Student Eligibility



3) How did your institution determine which students were eligible  to receive emergency financial aid grants under any of the CARES Act HEERF programs?

a) My institution has received an Institutional Student Information Record (ISIR) or Student Aid Report (SAR) on file that verifies student eligibility for Title IV, federal student aid (Title IV aid).

Yes	No
-----	----

b) My institution allowed students to attest to their eligibility for Title IV aid by completing an alternative application form developed by the institution for this purpose.

Yes	No
-----	----


c) My institution used another method for determining which students were eligible to receive emergency financial aid grants under the CARES Act.

Yes	No
-----	----

## Aid Determination



4) How did your institution determine which students received emergency financial aid grants to students and how much each student would receive? Please indicate if any of the following strategies were used.

4.1) Did you distribute the same amount to all eligible students regardless of different circumstances? \* 

Yes

No

## Aid Distribution



5) How did your institution distribute the emergency financial aid grants to students?

a) Checks

Yes

No

b) Electronic funds transfer /Direct deposit

Yes

No

c) Debit cards

Yes

No

d) Payment apps

Yes

No

e) Other

Yes

No



### Emergency Grants

6) Did your institution provide any instructions, directions, or guidance to students (e.g. FAQs) about the emergency financial aid grants upon disbursement? \*

Yes	No
-----	----

a) Upload PDF/MS Word document instructions, directions, or guidance (up to 5 files):

The grantee has uploaded 1 files in response to this question.

or

b) Provide any active URLs with instructions, directions, or guidance on how to use the grants:

### Emergency Financial Aid



7) Use the instructions noted in the Appendix to complete the following table

#### Emergency Financial Aid Grants Awarded to Students (direct grants and amounts reimbursed)

Number of Students	Amount Disbursed - Section 18004(a)(1)	Amount Disbursed - Section 18004(a)(2)
--------------------	--	--


#### Number of Eligible Students

7.1) How many students were eligible to receive HEERF emergency grants made available under section 18004 of the CARES Act ?

7.1.1) All HEERF Emergency Financial Aid Grant eligible students

6,192

7.1.2) Undergraduates

i) Full-time students 



Pell grant recipient

a) 2,270



Non-Pell grant recipient

b) 605

ii) Part-time students

Pell grant recipient

a) 2,497

Non-Pell grant recipient

b) 820

7.1.3) Graduates

i) Full-time students

Full-time students

0

ii) Part-time students

Part-time students


0


**Number of HEERF Student Recipients – Emergency Grants to Students (unduplicated)**

7.2) How many students received emergency financial aid grants provided under Section 18004 of the CARES Act? (unduplicated across all HEERF sections)

7.2.1) All HEERF Emergency Financial Aid Grant eligible students

6,192

7.2.2) Undergraduates 

i) Full-time students 



Pell grant recipient

a) 2,270



Non-Pell grant recipient

b) 605

ii) Part-time students

Pell grant recipient

a) 2,497

Non-Pell grant recipient

b) 820

7.2.3) Graduates

i) Full-time students

Full-time students

0

ii) Part-time students

Part-time students

0

## Summary



*The amounts displayed under the Summary section are auto-calculated based on the responses entered in the Number of HEERF Student Recipients and the HEERF Amount Disbursed questions*

### HEERF Amount of Grants Disbursed

What was the amount of grants disbursed to students through all HEERF funds?

All HEERF Emergency Financial Aid Grant eligible students

\$5,992,325.00

Undergraduates

i) Full-time students



Pell grant recipient

a) \$2,389,000.00



Non-Pell grant recipient

b) \$621,000.00

ii) Part-time students

Pell grant recipient

a) \$2,265,000.00

Non-Pell grant recipient

b) \$717,325.00

Graduates

i) Full-time students

Full-time students

\$0.00

ii) Part-time students

Part-time students

\$0.00

Average HEERF Amount Awarded

Among students who received HEERF emergency financial aid grants, what was the average award amount per student?

All HEERF Emergency Financial Aid Grant eligible students

\$967.75

Undergraduates

i) Full-time students





Pell grant recipient	Non-Pell grant recipient
a) \$1,052.42	b) \$1,026.45

ii) Part-time students

Pell grant recipient	Non-Pell grant recipient
a) \$907.09	b) \$874.79


Graduates

i) Full-time students	ii) Part-time students
-----------------------	------------------------

Full-time students \$0.00	Part-time students \$0.00
------------------------------	------------------------------

## Funds Expended Categories ^

8) Provide the total amount of HEERF funds expended on the categories provided. Please note that the CARES Act prohibits the use of funding for the provision of pre-enrollment recruitment activities; endowments; or capital outlays associated with facilities related to athletics, sectarian instruction, or religious worship. In addition, please note that this template is meant to serve as a guide, and therefore IHEs are not required to categorize amounts in every category listed but only those that IHEs found applicable to their unique circumstances. Lastly, reported numbers should be consistent with previously published quarterly funding reports (the sum of quarterly reports should equal the value of the annual report).

8.1) Providing additional emergency financial aid grants to students. 

Amount in (a)(1) institutional dollars	Amount in (a)(2) dollars, if applicable	Amount in (a)(3) dollars, if applicable
\$997,800	\$0.00	\$0.00

**Explanatory Note**

Provided additional emergency financial aid grants to students using the same process and eligibility as the 18004 of the Cares Act.

8.2) Providing reimbursements for tuition, housing, room and board, or other fee refunds.

Amount in (a)(1) institutional dollars	Amount in (a)(2) dollars, if applicable	Amount in (a)(3) dollars, if applicable
\$0.00	\$0.00	\$0.00

8.3) Providing tuition discounts.

Amount in (a)(1) institutional dollars	Amount in (a)(2) dollars, if applicable	Amount in (a)(3) dollars, if applicable
<i>Not Applicable</i>	\$0.00	\$0.00

8.4) Covering the cost of providing additional technology hardware to students, such as laptops or tablets, or covering the added cost of technology fees.

Amount in (a)(1) institutional dollars	Amount in (a)(2) dollars, if applicable	Amount in (a)(3) dollars, if applicable
\$2,361,793.24	\$0.00	\$0.00

**Explanatory Note**

PCC purchased 2,075 laptops and tablet devices for distribution to students.

8.5) Providing or subsidizing the costs of high-speed internet to students or faculty to transition to an online environment.

Amount in (a)(1) institutional dollars	Amount in (a)(2) dollars, if applicable	Amount in (a)(3) dollars, if applicable
\$50,057.80	\$0.00	\$0.00

**Explanatory Note**

PCC purchased 250 hotspots and 6 months of WIFI services to distribute to students.

- 8.6) Subsidizing off-campus housing costs due to dormitory closures or decisions to limit housing to one student per room; subsidizing housing costs to reduce housing density; paying for hotels or other off-campus housing for students who need to be isolated; paying travel expenses for students who need to leave campus early due to coronavirus infections or campus interruptions.


Amount in (a)(1) institutional dollars	Amount in (a)(2) dollars, if applicable	Amount in (a)(3) dollars, if applicable
\$0.00	\$0.00	\$0.00

- 8.7) Subsidizing food service to reduce density in eating facilities, to provide pre-packaged meals, or to add hours to food service operations to accommodate social distancing.

Amount in (a)(1) institutional dollars	Amount in (a)(2) dollars, if applicable	Amount in (a)(3) dollars, if applicable
\$0.00	\$0.00	\$0.00

- 8.8) Costs related to operating additional class sections to enable social distancing, such as those for hiring more instructors and increasing campus hours of operations.

Amount in (a)(1) institutional dollars	Amount in (a)(2) dollars, if applicable	Amount in (a)(3) dollars, if applicable
\$0.00	\$0.00	\$0.00

- 8.9) Campus safety and operations. 

Amount in (a)(1) institutional dollars	Amount in (a)(2) dollars, if applicable	Amount in (a)(3) dollars, if applicable
\$0.00	\$520,075.27	\$0.00

**Explanatory Note**


Reimbursement of decontamination cleaning costs for the five Pima Community College campuses and District Office.

- 8.10) Purchasing, leasing, or renting additional instructional equipment and supplies (such as laboratory equipment or computers) to reduce the number of students sharing equipment or supplies during a single class period and to provide time for disinfection between uses.

Amount in (a)(1) institutional dollars	Amount in (a)(2) dollars, if applicable	Amount in (a)(3) dollars, if applicable
\$0.00	\$0.00	\$0.00

- 8.11) Replacing lost revenue due to reduced enrollment.

Amount in (a)(1) institutional dollars	Amount in (a)(2) dollars, if applicable	Amount in (a)(3) dollars, if applicable
<i>Not Applicable</i>	\$0.00	\$0.00

- 8.12) Replacing lost revenue from non-tuition sources (i.e., cancelled ancillary events; disruption of food service, dorms, childcare or other facilities; cancellation of use of campus venues by other organizations, lost parking revenue, etc.). 


Amount in (a)(1) institutional dollars	Amount in (a)(2) dollars, if applicable	Amount in (a)(3) dollars, if applicable
<i>Not Applicable</i>	\$0.00	\$0.00

- 8.13) Purchasing faculty and staff training in online instruction; or paying additional funds to staff who are providing training in addition to their regular job responsibilities.

Amount in (a)(1) institutional dollars	Amount in (a)(2) dollars, if applicable	Amount in (a)(3) dollars, if applicable
\$0.00	\$0.00	\$0.00

- 8.14) Purchasing, leasing, or renting additional equipment or software to enable distance learning, or upgrading campus wi-fi access or extending open networks to parking lots or public spaces, etc.

Amount in (a)(1) institutional dollars	Amount in (a)(2) dollars, if applicable	Amount in (a)(3) dollars, if applicable
\$0.00	\$0.00	\$0.00

8.15) Other Uses of (a)(1) Institutional Portion funds. 


Amount in (a)(1) institutional dollars	Amount in (a)(2) dollars, if applicable	Amount in (a)(3) dollars, if applicable
\$10,331.00	<i>Not Applicable</i>	<i>Not Applicable</i>

**Explanatory Note**

PCC contracted services to provide a virtual proctoring option for students in a virtual environment. With the transition of a significant majority of in-person courses to the virtual modality this service will provide support to students for the



You may also upload an additional document (PDF or MS Word) for further explanation.

8.16) Other uses of (a)(2) or (a)(3) funds, if applicable. 

Amount in (a)(1) institutional dollars	Amount in (a)(2) dollars, if applicable	Amount in (a)(3) dollars, if applicable
<i>Not Applicable</i>	\$0.00	\$0.00

**8.17) Annual Expenditures for each Program**

Amount in (a)(1) institutional dollars	Amount in (a)(2) dollars, if applicable	Amount in (a)(3) dollars, if applicable
\$3,419,982.04	\$520,075.27	\$0.00

**8.18) Total of Annual Expenditures**

Total Expenditures  
\$3,940,057.31

## Students Who Received Funds ^

9) Provide the number of students who ever received HEERF grant funds in the reporting period and their enrollment status at the end reporting period

- |  |       |
|--|-------|
| a) How many students received emergency financial aid grants through any of the HEERF funds?   | 6,192 |
| b) How many of the students who ever received HEERF Emergency Financial Aid Grants dropped out (withdrawal without a completion record or return to school since receiving funds)? | 54    |
| c) How many of the students who ever received HEERF Emergency Financial Aid Grants are still enrolled at your institution?   | 2,757 |
| d) How many of the students who ever received HEERF Emergency Financial Aid Grants have completed their program of study at your institution?                                      | 963   |
| e) Withdrawal rate for students who received HEERF Emergency Financial Aid Grants  | 0.87% |

## Full-Time Equivalent (FTE) Positions ^

10) Provide the number of full-time equivalent (FTE) positions as of the listed reporting dates.

*(The number of FTE positions includes all staff regardless of whether the position is funded by Federal, State, local, or other funds—including instructional and non-instructional staff and contractors—and*

*equals the sum of the number of full-time positions plus the full-time equivalent of the number of part-time positions.)*

Full-time equivalent (FTE) positions as of September 30, 2018	Full-time equivalent (FTE) positions as of September 30, 2019	Full-time equivalent (FTE) positions as of March 13, 2020	Full-time equivalent (FTE) positions on the last day of the reporting period
1,697	1,730	1,727	1,711

Previous

Cancel

Submit

Export Data

### End Notes



### Burden Statement



— 1 — 2 — 3 — 4 — 5 — 6 — 7 — 8 — 9 — 10 — 11 **Review**

## Site Resources

[About the Data](#)

[Grantee Help](#)

[Data Download](#)

[API Documentation](#)

[Glossary](#)

[About the Data](#)

[Grantee Help](#)

[Data Download](#)

[API Documentation](#)

[Glossary](#)



[www.covid-relief-data.ed.gov](http://www.covid-relief-data.ed.gov)

An official website of the Department of Education

[Website Policies](#)

Looking for U.S. government information and services? **Visit USA.gov**

Looking for U.S. government information and services?**Visit USA.gov**

U.S. Department of Education



**Contact Us**

1-800-USA-LEARN

U.S. Department of Education



**Contact Us**

1-800-USA-LEARN